








RESULTADOS ESTADÍSTICOS DEL CÓMPUTO DISTRITAL DE LA ELECCIÓN DE DIPUTADOS LOCALES

Proceso Electoral Estatal Ordinario 2009








Fuente: Acta de Escrutinio y Cómputo de Diputados Locales

DISTRITO ELECTORAL	MUNICIPIO	SECCIÓN	TIPO DE CASILLA	LISTA NOMINAL								VOTOS VÁLIDOS	VOTOS NULOS	VOTACION TOTAL	% DE PARTIC. CIUDADANA	% DE ABSTENC.										
I	CAMPECHE	27	B	625	168	38.7991	210	48.4988	5	1.1547	16	3.6952	17	3.9261	7	1.6166	0	0.0000	423	97.6905	10	2.3095	433	69.28	30.72	
I	CAMPECHE	27	C1	625	151	35.5294	226	53.1765	6	1.4118	13	3.0588	11	2.5882	7	1.6471	1	0.2353	415	97.6471	10	2.3529	425	68.00	32.00	
I	CAMPECHE	28	B	688	144	32.8767	198	45.2055	8	1.8265	6	1.3699	33	7.5342	29	6.6210	4	0.9132	422	96.3470	16	3.6530	438	63.66	36.34	
I	CAMPECHE	29	B	474	137	39.4813	163	46.9741	6	1.7291	4	1.1527	12	3.4582	12	3.4582	1	0.2882	335	96.5418	12	3.4582	347	73.21	26.79	
I	CAMPECHE	29	C1	475	125	39.3082	160	50.3145	4	1.2579	4	1.2579	6	1.8868	8	2.5157	4	1.2579	311	97.7987	7	2.2013	318	66.95	33.05	
I	CAMPECHE	30	B	406	125	39.6825	159	50.4762	4	1.2698	5	1.5873	6	1.9048	6	1.9048	1	0.3175	306	97.1429	9	2.8571	315	77.59	22.41	
I	CAMPECHE	30	C1	407	111	35.9223	159	51.4563	8	2.5890	1	0.3236	9	2.9126	16	5.1780	0	0.0000	304	98.3819	5	1.6181	309	75.92	24.08	
I	CAMPECHE	48	B	520	118	33.0532	185	51.8207	15	4.2017	7	1.9608	16	4.4818	10	2.8011	1	0.2801	352	98.5994	5	1.4006	357	68.65	31.35	
I	CAMPECHE	48	C1	521	150	39.4737	178	46.8421	13	3.4211	5	1.3158	16	4.2105	5	1.3158	2	0.5263	369	97.1053	11	2.8947	380	72.94	27.06	
I	CAMPECHE	49	B	574	171	42.5373	190	47.2637	6	1.4925	4	0.9950	16	3.9801	5	1.2438	1	0.2488	393	97.7612	9	2.2388	402	70.03	29.97	
I	CAMPECHE	49	C1	575	192	49.8701	151	39.2208	4	1.0390	5	1.2987	16	4.1558	8	2.0779	1	0.2597	377	97.9221	8	2.0779	385	66.96	33.04	
I	CAMPECHE	50	B	411	93	34.3173	108	39.8524	27	9.9631	6	2.2140	12	4.4280	16	5.9041	4	1.4760	266	98.1550	5	1.8450	271	65.94	34.06	
I	CAMPECHE	50	C1	412	73	26.8382	129	47.4265	28	10.2941	5	1.8382	10	3.6765	11	4.0441	6	2.2059	262	96.3235	10	3.6765	272	66.02	33.98	
I	CAMPECHE	56	B	448	112	39.4366	142	50.0000	4	1.4085	3	1.0563	10	3.5211	4	1.4085	1	0.3521	276	97.1831	8	2.8169	284	63.39	36.61	
I	CAMPECHE	56	C1	449	126	40.0000	155	49.2063	8	2.5397	1	0.3175	8	2.5397	2	0.6349	2	0.6349	302	95.8730	13	4.1270	315	70.16	29.84	
I	CAMPECHE	57	B	529	153	40.9091	184	49.1979	7	1.8717	3	0.8021	8	2.1390	12	3.2086	1	0.2674	368	98.3957	6	1.6043	374	70.70	29.30	
I	CAMPECHE	57	C1	529	168	45.5285	155	42.0054	4	1.0840	5	1.3550	17	4.6070	12	3.2520	0	0.0000	361	97.8320	8	2.1680	369	69.75	30.25	
RESULTADO DEL CÓMPUTO DISTRITAL				17	8,668	2,317	38.6553	2,852	47.5809	157	2.6193	93	1.5516	223	3.7204	170	2.8362	30	0.5005	5,842	97.4641	152	2.5359	5,994	69.15	30.85

RESULTADOS ESTADÍSTICOS DEL CÓMPUTO DISTRITAL DE LA ELECCIÓN DE DIPUTADOS LOCALES

Proceso Electoral Estatal Ordinario 2009








Fuente: Acta de Escrutinio y Cómputo de Diputados Locales

DISTRITO ELECTORAL	MUNICIPIO	SECCIÓN	TIPO DE CASILLA	LISTA NOMINAL								VOTOS VÁLIDOS	VOTOS NULOS	VOTACION TOTAL	% DE PARTIC. CIUDADANA	% DE ABSTENC.										
II	CAMPECHE	1	B	559	121	28.2051	248	57.8089	4	0.9324	5	1.1655	15	3.4965	30	6.9930	3	0.6993	426	99.3007	3	0.6993	429	76.74	23.26	
II	CAMPECHE	3	B	676	147	29.7571	259	52.4291	8	1.6194	7	1.4170	19	3.8462	36	7.2874	1	0.2024	477	96.5587	17	3.4413	494	73.08	26.92	
II	CAMPECHE	7	B	464	86	26.0606	166	50.3030	4	1.2121	4	1.2121	13	3.9394	44	13.3333	7	2.1212	324	98.1818	6	1.8182	330	71.12	28.88	
II	CAMPECHE	7	C1	464	97	27.7937	183	52.4355	4	1.1461	1	0.2865	8	2.2923	46	13.1805	3	0.8596	342	97.9943	7	2.0057	349	75.22	24.78	
II	CAMPECHE	11	B	442	112	33.8369	136	41.0876	13	3.9275	0	0.0000	9	2.7190	45	13.5952	0	0.0000	315	95.1662	16	4.8338	331	74.89	25.11	
II	CAMPECHE	11	C1	442	84	26.7516	148	47.1338	8	2.5478	2	0.6369	3	0.9554	53	16.8790	3	0.9554	301	95.8599	13	4.1401	314	71.04	28.96	
II	CAMPECHE	12	B	515	84	22.7027	141	38.1081	5	1.3514	1	0.2703	2	0.5405	118	31.8919	0	0.0000	351	94.8649	19	5.1351	370	71.84	28.16	
II	CAMPECHE	12	C1	515	79	19.8992	149	37.5315	11	2.7708	2	0.5038	7	1.7632	123	30.9824	1	0.2519	372	93.7028	25	6.2972	397	77.09	22.91	
II	CAMPECHE	12	C2	515	76	19.7917	152	39.5833	21	5.4688	6	1.5625	4	1.0417	109	28.3854	0	0.0000	368	95.8333	16	4.1667	384	74.56	25.44	
II	CAMPECHE	24	B	570	114	29.4574	171	44.1860	5	1.2920	1	0.2584	11	2.8424	58	14.9871	3	0.7752	363	93.7984	24	6.2016	387	67.89	32.11	
II	CAMPECHE	24	C1	570	100	25.0627	198	49.6241	18	4.5113	6	1.5038	9	2.2556	50	12.5313	2	0.5013	383	95.9900	16	4.0100	399	70.00	30.00	
II	CAMPECHE	25	B	650	125	26.5957	245	52.1277	4	0.8511	3	0.6383	12	2.5532	60	12.7660	1	0.2128	450	95.7447	20	4.2553	470	72.31	27.69	
II	CAMPECHE	26	B	595	157	37.2922	195	46.3183	5	1.1876	2	0.4751	8	1.9002	37	8.7886	4	0.9501	408	96.9121	13	3.0879	421	70.76	29.24	
II	CAMPECHE	26	C1	596	153	34.1518	230	51.3393	5	1.1161	3	0.6696	11	2.4554	32	7.1429	1	0.2232	435	97.0982	13	2.9018	448	75.17	24.83	
II	CAMPECHE	31	B	397	63	23.4201	147	54.6468	1	0.3717	3	1.1152	6	2.2305	40	14.8699	1	0.3717	261	97.0260	8	2.9740	269	67.76	32.24	
II	CAMPECHE	31	C1	398	65	22.6481	160	55.7491	6	2.0906	1	0.3484	4	1.3937	44	15.3310	0	0.0000	280	97.5610	7	2.4390	287	72.11	27.89	
II	CAMPECHE	46	B	530	111	32.0809	173	50.0000	7	2.0231	1	0.2890	8	2.3121	34	9.8266	0	0.0000	334	96.5318	12	3.4682	346	65.28	34.72	
II	CAMPECHE	46	C1	531	102	26.7016	220	57.5916	1	0.2618	6	1.5707	4	1.0471	35	9.1623	3	0.7853	371	97.1204	11	2.8796	382	71.94	28.06	
II	CAMPECHE	47	B	469	118	32.5967	188	51.9337	7	1.9337	2	0.5525	13	3.5912	26	7.1823	3	0.8287	357	98.6188	5	1.3812	362	77.19	22.81	
II	CAMPECHE	47	C1	470	106	29.2818	192	53.0387	5	1.3812	4	1.1050	12	3.3149	32	8.8398	1	0.2762	352	97.2376	10	2.7624	362	77.03	22.97	
II	CAMPECHE	58	B	587	110	27.4314	218	54.3641	6	1.4963	4	0.9975	11	2.7431	34	8.4788	3	0.7481	386	96.2594	15	3.7406	401	68.32	31.68	
II	CAMPECHE	58	C1	587	141	36.4341	179	46.2532	8	2.0672	4	1.0336	15	3.8760	29	7.4935	2	0.5168	378	97.6744	9	2.3256	387	65.93	34.07	
II	CAMPECHE	59	B	531	106	28.8043	178	48.3696	3	0.8152	2	0.5435	15	4.0761	54	14.6739	3	0.8152	361	98.0978	7	1.9022	368	69.31	30.69	
II	CAMPECHE	59	C1	532	92	25.0000	189	51.3587	6	1.6304	5	1.3587	15	4.0761	32	8.6957	1	0.2717	340	92.3913	28	7.6087	368	69.18	30.82	
RESULTADO DEL CÓMPUTO DISTRITAL				24	12,605	2,549	28.1502	4,465	49.3098	165	1.8222	75	0.8283	234	2.5842	1,201	13.2634	46	0.5080	8,735	96.4660	320	3.5340	9,055	71.84	28.16

RESULTADOS ESTADÍSTICOS DEL CÓMPUTO DISTRITAL DE LA ELECCIÓN DE DIPUTADOS LOCALES

Proceso Electoral Estatal Ordinario 2009








Fuente: Acta de Escrutinio y Cómputo de Diputados Locales

DISTRITO ELECTORAL	MUNICIPIO	SECCIÓN	TIPO DE CASILLA	LISTA NOMINAL								VOTOS VÁLIDOS	VOTOS NULOS	VOTACION TOTAL	% DE PARTIC. CIUDADANA	% DE ABSTENC.									
III	CAMPECHE	2	B	680	185	43.3255	197	46.1358	9	2.1077	1	0.2342	18	4.2155	4	0.9368	5	1.1710	419	98.1265	8	1.8735	427	62.80	37.20
III	CAMPECHE	4	B	735	227	52.7907	166	38.6047	11	2.5581	0	0.0000	8	1.8605	2	0.4651	4	0.9302	418	97.2093	12	2.7907	430	58.51	41.49
III	CAMPECHE	4	C1	736	201	46.5278	178	41.2037	9	2.0833	1	0.2315	12	2.7778	7	1.6204	1	0.2315	409	94.6759	23	5.3241	432	58.70	41.30
III	CAMPECHE	4	C2	736	191	46.8137	188	46.0784	4	0.9804	1	0.2451	5	1.2255	7	1.7157	1	0.2451	397	97.3039	11	2.6961	408	55.44	44.56
III	CAMPECHE	4	C3	736	216	51.4286	171	40.7143	7	1.6667	1	0.2381	5	1.1905	7	1.6667	2	0.4762	409	97.3810	11	2.6190	420	57.07	42.93
III	CAMPECHE	4	C4	736	184	47.6684	173	44.8187	3	0.7772	2	0.5181	8	2.0725	5	1.2953	1	0.2591	376	97.4093	10	2.5907	386	52.45	47.55
III	CAMPECHE	4	C5	736	218	54.3641	162	40.3990	4	0.9975	0	0.0000	13	3.2419	2	0.4988	2	0.4988	401	100.0000	0	0.0000	401	54.49	45.51
III	CAMPECHE	4	C6	736	212	50.4762	172	40.9524	11	2.6190	0	0.0000	10	2.3810	4	0.9524	4	0.9524	413	98.3333	7	1.6667	420	57.07	42.93
III	CAMPECHE	4	C7	736	201	49.0244	176	42.9268	10	2.4390	1	0.2439	9	2.1951	5	1.2195	3	0.7317	405	98.7805	5	1.2195	410	55.71	44.29
III	CAMPECHE	4	C8	736	205	51.1222	165	41.1471	4	0.9975	1	0.2494	11	2.7431	7	1.7456	2	0.4988	395	98.5037	6	1.4963	401	54.49	45.51
III	CAMPECHE	4	C9	736	179	47.1053	157	41.3158	11	2.8947	0	0.0000	11	2.8947	3	0.7895	2	0.5263	363	95.5263	17	4.4737	380	51.64	48.36
III	CAMPECHE	5	B	522	148	39.4667	193	51.4667	4	1.0667	1	0.2667	8	2.1333	5	1.3333	6	1.6000	365	97.3333	10	2.6667	375	71.84	28.16
III	CAMPECHE	5	C1	522	126	34.8066	216	59.6685	7	1.9337	0	0.0000	0	0.0000	8	2.2099	5	1.3812	362	100.0000	0	0.0000	362	69.35	30.65
III	CAMPECHE	6	B	437	110	36.3036	163	53.7954	7	2.3102	0	0.0000	8	2.6403	4	1.3201	5	1.6502	297	98.0198	6	1.9802	303	69.34	30.66
III	CAMPECHE	6	C1	438	105	34.7682	161	53.3113	12	3.9735	0	0.0000	12	3.9735	4	1.3245	4	1.3245	298	98.6755	4	1.3245	302	68.95	31.05
III	CAMPECHE	8	B	708	193	38.6774	248	49.6994	5	1.0020	3	0.6012	19	3.8076	6	1.2024	11	2.2044	485	97.1944	14	2.8056	499	70.49	29.51
III	CAMPECHE	9	B	668	178	38.7800	228	49.6732	11	2.3965	0	0.0000	18	3.9216	3	0.6536	11	2.3965	449	97.8214	10	2.1786	459	68.72	31.28
III	CAMPECHE	9	C1	668	177	39.8649	210	47.2973	22	4.9550	0	0.0000	18	4.0541	6	1.3514	11	2.4775	444	100.0000	0	0.0000	444	66.47	33.53
III	CAMPECHE	9	C2	668	175	40.8879	205	47.8972	9	2.1028	1	0.2336	22	5.1402	7	1.6355	2	0.4673	421	98.3645	7	1.6355	428	64.08	35.92
III	CAMPECHE	9	C3	669	200	44.8430	198	44.3946	7	1.5695	0	0.0000	22	4.9327	7	1.5695	3	0.6726	437	97.9821	9	2.0179	446	66.67	33.33
III	CAMPECHE	9	C4	669	188	43.4180	193	44.5727	13	3.0023	0	0.0000	23	5.3118	7	1.6166	0	0.0000	424	97.9215	9	2.0785	433	64.73	35.27
III	CAMPECHE	10	B	497	169	51.0574	128	38.6707	5	1.5106	0	0.0000	7	2.1148	6	1.8127	5	1.5106	320	96.6767	11	3.3233	331	66.60	33.40
III	CAMPECHE	10	C1	498	135	42.9936	143	45.5414	7	2.2293	0	0.0000	7	2.2293	5	1.5924	4	1.2739	301	95.8599	13	4.1401	314	63.06	36.94
III	CAMPECHE	13	B	598	203	48.1043	181	42.8910	6	1.4218	2	0.4739	8	1.8957	7	1.6588	1	0.2370	408	96.6825	14	3.3175	422	70.57	29.43
III	CAMPECHE	13	C1	599	180	42.5532	210	49.6454	6	1.4184	0	0.0000	6	1.4184	6	1.4184	0	0.0000	408	96.4539	15	3.5461	423	70.62	29.38
III	CAMPECHE	14	B	517	139	43.3022	160	49.8442	2	0.6231	2	0.6231	6	1.8692	1	0.3115	1	0.3115	311	96.8847	10	3.1153	321	62.09	37.91
III	CAMPECHE	14	C1	518	133	43.4641	135	44.1176	6	1.9608	1	0.3268	9	2.9412	7	2.2876	2	0.6536	293	95.7516	13	4.2484	306	59.08	40.92

RESULTADOS ESTADÍSTICOS DEL CÓMPUTO DISTRITAL DE LA ELECCIÓN DE DIPUTADOS LOCALES

Proceso Electoral Estatal Ordinario 2009

Fuente: Acta de Escrutinio y Cómputo de Diputados Locales

DISTRITO ELECTORAL	MUNICIPIO	SECCIÓN	TIPO DE CASILLA	LISTA NOMINAL									VOTOS VÁLIDOS	VOTOS NULOS	VOTACION TOTAL	% DE PARTIC. CIUDADANA	% DE ABSTENC.								
III	CAMPECHE	15	B	526	169	50.0000	141	41.7160	4	1.1834	1	0.2959	6	1.7751	3	0.8876	0	0.0000	324	95.8580	14	4.1420	338	64.26	35.74
III	CAMPECHE	15	C1	526	191	56.5089	116	34.3195	5	1.4793	1	0.2959	11	3.2544	2	0.5917	2	0.5917	328	97.0414	10	2.9586	338	64.26	35.74
III	CAMPECHE	16	B	473	157	51.3072	130	42.4837	3	0.9804	0	0.0000	8	2.6144	3	0.9804	2	0.6536	303	99.0196	3	0.9804	306	64.70	35.30
III	CAMPECHE	16	C1	474	168	54.1935	123	39.6774	9	2.9032	0	0.0000	4	1.2903	2	0.6452	0	0.0000	306	98.7097	4	1.2903	310	65.41	34.59
III	CAMPECHE	17	B	586	171	46.0916	156	42.0485	2	0.5391	0	0.0000	22	5.9299	8	2.1563	4	1.0782	363	97.8437	8	2.1563	371	63.32	36.68
III	CAMPECHE	17	C1	586	161	46.6667	143	41.4493	7	2.0290	0	0.0000	10	2.8986	9	2.6087	0	0.0000	330	95.6522	15	4.3478	345	58.88	41.12
III	CAMPECHE	17	C2	587	152	43.9306	154	44.5087	5	1.4451	2	0.5780	11	3.1792	6	1.7341	2	0.5780	332	95.9538	14	4.0462	346	58.95	41.05
III	CAMPECHE	17	C3	587	157	47.0060	154	46.1078	4	1.1976	0	0.0000	4	1.1976	1	0.2994	2	0.5988	322	96.4072	12	3.5928	334	56.90	43.10
III	CAMPECHE	18	B	633	148	33.4842	252	57.0136	3	0.6787	3	0.6787	9	2.0362	9	2.0362	3	0.6787	427	96.6063	15	3.3937	442	69.83	30.17
III	CAMPECHE	19	B	448	147	50.6897	121	41.7241	6	2.0690	1	0.3448	8	2.7586	1	0.3448	1	0.3448	285	98.2759	5	1.7241	290	64.74	35.26
III	CAMPECHE	19	C1	448	161	57.9137	105	37.7698	4	1.4388	0	0.0000	2	0.7194	2	0.7194	0	0.0000	274	98.5612	4	1.4388	278	62.06	37.94
III	CAMPECHE	20	B	498	132	41.2500	164	51.2500	3	0.9375	0	0.0000	8	2.5000	4	1.2500	3	0.9375	314	98.1250	6	1.8750	320	64.26	35.74
III	CAMPECHE	20	C1	498	123	39.1720	143	45.5414	7	2.2293	4	1.2739	10	3.1847	6	1.9108	0	0.0000	293	93.3121	21	6.6879	314	63.06	36.94
III	CAMPECHE	21	B	626	191	46.1353	183	44.2029	5	1.2077	2	0.4831	13	3.1401	7	1.6908	0	0.0000	401	96.8599	13	3.1401	414	66.14	33.86
III	CAMPECHE	21	C1	626	178	45.2926	181	46.0560	8	2.0356	0	0.0000	14	3.5623	3	0.7634	2	0.5089	386	98.2188	7	1.7812	393	62.78	37.22
III	CAMPECHE	22	B	469	87	30.1038	156	53.9792	11	3.8062	3	1.0381	10	3.4602	4	1.3841	6	2.0761	277	95.8478	12	4.1522	289	61.63	38.37
III	CAMPECHE	22	C1	470	125	39.4322	152	47.9495	12	3.7855	0	0.0000	10	3.1546	8	2.5237	2	0.6309	309	97.4763	8	2.5237	317	67.45	32.55
III	CAMPECHE	23	B	401	104	39.0977	131	49.2481	5	1.8797	2	0.7519	9	3.3835	6	2.2556	2	0.7519	259	97.3684	7	2.6316	266	66.34	33.66
III	CAMPECHE	23	C1	401	108	37.7622	150	52.4476	6	2.0979	0	0.0000	2	0.6993	5	1.7483	2	0.6993	273	95.4545	13	4.5455	286	71.33	28.67
III	CAMPECHE	32	B	426	114	37.5000	139	45.7237	14	4.6053	1	0.3289	14	4.6053	3	0.9868	4	1.3158	289	95.0658	15	4.9342	304	71.37	28.63
III	CAMPECHE	32	C1	426	108	37.2414	141	48.6207	11	3.7931	0	0.0000	12	4.1379	3	1.0345	5	1.7241	280	96.5517	10	3.4483	290	68.08	31.92
III	CAMPECHE	33	B	463	94	33.3333	161	57.0922	7	2.4823	0	0.0000	8	2.8369	4	1.4184	1	0.3546	275	97.5177	7	2.4823	282	60.91	39.09
III	CAMPECHE	33	C1	464	113	38.8316	145	49.8282	12	4.1237	0	0.0000	7	2.4055	3	1.0309	2	0.6873	282	96.9072	9	3.0928	291	62.72	37.28
III	CAMPECHE	34	B	595	146	40.0000	166	45.4795	13	3.5616	1	0.2740	12	3.2877	15	4.1096	2	0.5479	355	97.2603	10	2.7397	365	61.35	38.65
III	CAMPECHE	34	C1	596	156	42.9752	163	44.9036	6	1.6529	2	0.5510	11	3.0303	5	1.3774	6	1.6529	349	96.1433	14	3.8567	363	60.91	39.09
III	CAMPECHE	35	B	438	110	41.5094	135	50.9434	1	0.3774	2	0.7547	7	2.6415	6	2.2642	2	0.7547	263	99.2453	2	0.7547	265	60.51	39.49
III	CAMPECHE	35	C1	438	132	44.7458	127	43.0508	9	3.0508	1	0.3390	15	5.0847	6	2.0339	2	0.6780	292	98.9831	3	1.0169	295	67.36	32.64

RESULTADOS ESTADÍSTICOS DEL CÓMPUTO DISTRITAL DE LA ELECCIÓN DE DIPUTADOS LOCALES

Proceso Electoral Estatal Ordinario 2009

Fuente: Acta de Escrutinio y Cómputo de Diputados Locales








DISTRITO ELECTORAL	MUNICIPIO	SECCIÓN	TIPO DE CASILLA	LISTA NOMINAL								VOTOS VÁLIDOS	VOTOS NULOS	VOTACION TOTAL	% DE PARTIC. CIUDADANA	% DE ABSTENC.									
III	CAMPECHE	36	B	549	177	48.8950	144	39.7790	9	2.4862	4	1.1050	8	2.2099	8	2.2099	2	0.5525	352	97.2376	10	2.7624	362	65.94	34.06
III	CAMPECHE	36	C1	550	173	50.8824	128	37.6471	11	3.2353	2	0.5882	7	2.0588	5	1.4706	0	0.0000	326	95.8824	14	4.1176	340	61.82	38.18
III	CAMPECHE	37	B	400	101	40.2390	114	45.4183	26	10.3586	0	0.0000	4	1.5936	2	0.7968	0	0.0000	247	98.4064	4	1.5936	251	62.75	37.25
III	CAMPECHE	37	C1	400	103	40.2344	114	44.5313	18	7.0313	1	0.3906	4	1.5625	0	0.0000	5	1.9531	245	95.7031	11	4.2969	256	64.00	36.00
III	CAMPECHE	38	B	377	91	38.8889	125	53.4188	4	1.7094	2	0.8547	9	3.8462	3	1.2821	0	0.0000	234	100.0000	0	0.0000	234	62.07	37.93
III	CAMPECHE	38	C1	377	78	34.0611	129	56.3319	7	3.0568	2	0.8734	8	3.4934	5	2.1834	0	0.0000	229	100.0000	0	0.0000	229	60.75	39.25
III	CAMPECHE	40	B	383	88	34.6457	132	51.9685	9	3.5433	0	0.0000	4	1.5748	4	1.5748	4	1.5748	241	94.8819	13	5.1181	254	66.32	33.68
III	CAMPECHE	40	C1	384	106	40.6130	121	46.3602	7	2.6820	0	0.0000	16	6.1303	3	1.1494	0	0.0000	253	96.9349	8	3.0651	261	67.97	32.03
III	CAMPECHE	41	B	381	113	46.1224	98	40.0000	8	3.2653	0	0.0000	12	4.8980	4	1.6327	1	0.4082	236	96.3265	9	3.6735	245	64.31	35.69
III	CAMPECHE	41	C1	382	99	36.5314	139	51.2915	6	2.2140	1	0.3690	10	3.6900	3	1.1070	0	0.0000	258	95.2030	13	4.7970	271	70.95	29.05
III	CAMPECHE	42	B	563	140	38.4615	166	45.6044	14	3.8462	3	0.8242	15	4.1209	12	3.2967	3	0.8242	353	96.9780	11	3.0220	364	64.66	35.34
III	CAMPECHE	42	C1	563	151	36.8293	197	48.0488	13	3.1707	3	0.7317	15	3.6585	14	3.4146	1	0.2439	394	96.0976	16	3.9024	410	72.83	27.17
III	CAMPECHE	43	B	519	148	40.9972	171	47.3684	4	1.1080	1	0.2770	18	4.9861	7	1.9391	3	0.8310	352	97.5069	9	2.4931	361	69.56	30.44
III	CAMPECHE	43	C1	519	103	28.4530	183	50.5525	8	2.2099	1	0.2762	11	3.0387	5	1.3812	3	0.8287	314	86.7403	48	13.2597	362	69.75	30.25
III	CAMPECHE	44	B	437	116	40.4181	125	43.5540	7	2.4390	1	0.3484	18	6.2718	10	3.4843	3	1.0453	280	97.5610	7	2.4390	287	65.68	34.32
III	CAMPECHE	44	C1	437	102	37.0909	115	41.8182	12	4.3636	0	0.0000	17	6.1818	15	5.4545	6	2.1818	267	97.0909	8	2.9091	275	62.93	37.07
III	CAMPECHE	45	B	407	109	40.6716	117	43.6567	7	2.6119	1	0.3731	17	6.3433	2	0.7463	2	0.7463	255	95.1493	13	4.8507	268	65.85	34.15
III	CAMPECHE	45	C1	407	107	37.1528	134	46.5278	12	4.1667	1	0.3472	12	4.1667	8	2.7778	5	1.7361	279	96.8750	9	3.1250	288	70.77	29.23

RESULTADO DEL CÓMPUTO DISTRITAL	72	10,686	11,361	576	67	765	386	193	24,034	719	24,753
CASILLAS ANULADAS	2	255	302	12	3	21	8	6		27	
RESULTADOS MODIFICADOS	70	10,431	11,059	564	64	744	378	187	23,427	692	24,119

RESULTADOS ESTADÍSTICOS DEL CÓMPUTO DISTRITAL DE LA ELECCIÓN DE DIPUTADOS LOCALES

Proceso Electoral Estatal Ordinario 2009








Fuente: Acta de Escrutinio y Cómputo de Diputados Locales

DISTRITO ELECTORAL	MUNICIPIO	SECCIÓN	TIPO DE CASILLA	LISTA NOMINAL								VOTOS VÁLIDOS	VOTOS NULOS	VOTACION TOTAL	% DE PARTIC. CIUDADANA	% DE ABSTENC.									
IV	CAMPECHE	51	B	574	142	34.8894	187	45.9459	13	3.1941	5	1.2285	24	5.8968	18	4.4226	5	1.2285	394	96.8059	13	3.1941	407	70.91	29.09
IV	CAMPECHE	51	C1	574	142	33.2553	205	48.0094	16	3.7471	3	0.7026	22	5.1522	11	2.5761	14	3.2787	413	96.7213	14	3.2787	427	74.40	25.60
IV	CAMPECHE	52	B	407	118	40.6897	139	47.9310	12	4.1379	1	0.3448	9	3.1034	5	1.7241	2	0.6897	286	98.6207	4	1.3793	290	71.26	28.74
IV	CAMPECHE	52	C1	408	120	40.4040	127	42.7609	12	4.0404	3	1.0101	9	3.0303	13	4.3771	3	1.0101	287	96.6330	10	3.3670	297	72.80	27.20
IV	CAMPECHE	53	B	612	178	38.3621	208	44.8276	21	4.5259	3	0.6466	20	4.3103	18	3.8793	3	0.6466	451	97.1983	13	2.8017	464	75.82	24.18
IV	CAMPECHE	53	C1	612	156	34.3612	223	49.1189	23	5.0661	7	1.5419	16	3.5242	12	2.6432	5	1.1013	442	97.3568	12	2.6432	454	74.19	25.81
IV	CAMPECHE	55	B	707	169	36.1884	210	44.9679	30	6.4240	9	1.9272	20	4.2827	10	2.1413	8	1.7131	456	97.6445	11	2.3555	467	66.06	33.94
IV	CAMPECHE	55	C1	707	178	36.7769	221	45.6612	21	4.3388	5	1.0331	24	4.9587	7	1.4463	9	1.8595	465	96.0744	19	3.9256	484	68.46	31.54
IV	CAMPECHE	71	B	535	129	34.5845	177	47.4531	22	5.8981	4	1.0724	8	2.1448	11	2.9491	5	1.3405	356	95.4424	17	4.5576	373	69.72	30.28
IV	CAMPECHE	71	C1	536	119	31.8182	177	47.3262	25	6.6845	4	1.0695	18	4.8128	9	2.4064	7	1.8717	359	95.9893	15	4.0107	374	69.78	30.22
IV	CAMPECHE	75	B	575	139	36.8700	178	47.2149	21	5.5703	2	0.5305	13	3.4483	7	1.8568	2	0.5305	362	96.0212	15	3.9788	377	65.57	34.43
IV	CAMPECHE	75	C1	576	128	33.7731	182	48.0211	24	6.3325	8	2.1108	11	2.9024	3	0.7916	1	0.2639	357	94.1953	22	5.8047	379	65.80	34.20
IV	CAMPECHE	75	C2	576	118	30.9711	178	46.7192	38	9.9738	4	1.0499	10	2.6247	9	2.3622	6	1.5748	363	95.2756	18	4.7244	381	66.15	33.85
IV	CAMPECHE	76	B	519	100	29.6736	170	50.4451	20	5.9347	12	3.5608	10	2.9674	6	1.7804	3	0.8902	321	95.2522	16	4.7478	337	64.94	35.06
IV	CAMPECHE	76	C1	519	124	31.6327	203	51.7857	18	4.5918	11	2.8061	11	2.8061	6	1.5306	7	1.7857	380	96.9388	12	3.0612	392	75.53	24.47
IV	CAMPECHE	87	B	484	146	40.8964	142	39.7759	24	6.7227	6	1.6807	12	3.3613	14	3.9216	2	0.5602	346	96.9188	11	3.0812	357	73.77	26.23
IV	CAMPECHE	87	C1	485	140	40.1146	145	41.5473	16	4.5845	4	1.1461	9	2.5788	20	5.7307	5	1.4327	339	97.1347	10	2.8653	349	71.96	28.04
IV	CAMPECHE	91	B	717	179	41.6279	195	45.3488	24	5.5814	0	0.0000	11	2.5581	5	1.1628	1	0.2326	415	96.5116	15	3.4884	430	59.98	40.02
IV	CAMPECHE	91	C1	718	184	42.2018	191	43.8073	20	4.5872	7	1.6055	11	2.5229	9	2.0642	2	0.4587	424	97.2477	12	2.7523	436	60.73	39.27
IV	CAMPECHE	99	B	560	110	31.7919	161	46.5318	36	10.4046	5	1.4451	16	4.6243	3	0.8671	3	0.8671	334	96.5318	12	3.4682	346	61.79	38.21
IV	CAMPECHE	99	C1	561	131	34.8404	183	48.6702	23	6.1170	5	1.3298	17	4.5213	5	1.3298	0	0.0000	364	96.8085	12	3.1915	376	67.03	32.97
IV	CAMPECHE	102	B	700	170	38.2022	180	40.4494	25	5.6180	3	0.6742	16	3.5955	17	3.8202	6	1.3483	417	93.7079	28	6.2921	445	63.58	36.42
IV	CAMPECHE	102	C1	700	157	33.2627	225	47.6695	24	5.0847	8	1.6949	18	3.8136	20	4.2373	2	0.4237	454	96.1864	18	3.8136	472	67.43	32.57
IV	CAMPECHE	103	B	577	140	40.1146	140	40.1146	26	7.4499	3	0.8596	16	4.5845	8	2.2923	3	0.8596	336	96.2751	13	3.7249	349	60.49	39.51
IV	CAMPECHE	103	C1	577	145	40.2778	131	36.3889	43	11.9444	3	0.8333	13	3.6111	11	3.0556	4	1.1111	350	97.2222	10	2.7778	360	62.40	37.60
IV	CAMPECHE	107	B	631	196	50.1279	162	41.4322	7	1.7903	3	0.7673	11	2.8133	2	0.5115	1	0.2558	382	97.6982	9	2.3018	391	61.97	38.03
IV	CAMPECHE	107	C1	631	135	36.4865	162	43.7838	9	2.4324	8	2.1622	18	4.8649	11	2.9730	7	1.8919	350	94.5946	20	5.4054	370	58.64	41.36

RESULTADOS ESTADÍSTICOS DEL CÓMPUTO DISTRITAL DE LA ELECCIÓN DE DIPUTADOS LOCALES

Proceso Electoral Estatal Ordinario 2009








Fuente: Acta de Escrutinio y Cómputo de Diputados Locales

DISTRITO ELECTORAL	MUNICIPIO	SECCIÓN	TIPO DE CASILLA	LISTA NOMINAL								VOTOS VÁLIDOS	VOTOS NULOS	VOTACION TOTAL	% DE PARTIC. CIUDADANA	% DE ABSTENC.											
IV	CAMPECHE	108	B	624	139	40.8824	145	42.6471	12	3.5294	1	0.2941	14	4.1176	10	2.9412	1	0.2941	322	94.7059	18	5.2941	340	54.49	45.51		
IV	CAMPECHE	108	C1	624	172	45.3826	152	40.1055	13	3.4301	13	3.4301	11	2.9024	11	2.9024	0	0.0000	372	98.1530	7	1.8470	379	60.74	39.26		
IV	CAMPECHE	108	C2	624	152	40.9704	157	42.3181	11	2.9650	1	0.2695	19	5.1213	16	4.3127	3	0.8086	359	96.7655	12	3.2345	371	59.46	40.54		
IV	CAMPECHE	108	C3	624	172	47.9109	157	43.7326	8	2.2284	0	0.0000	9	2.5070	5	1.3928	0	0.0000	351	97.7716	8	2.2284	359	57.54	42.46		
IV	CAMPECHE	112	B	614	175	47.6839	146	39.7820	12	3.2698	5	1.3624	8	2.1798	5	1.3624	3	0.8174	354	96.4578	13	3.5422	367	59.78	40.22		
IV	CAMPECHE	112	C1	614	170	48.1586	137	38.8102	13	3.6827	3	0.8499	7	1.9830	5	1.4164	6	1.6997	341	96.6006	12	3.3994	353	57.50	42.50		
IV	CAMPECHE	112	C2	614	168	47.0588	146	40.8964	9	2.5210	6	1.6807	10	2.8011	4	1.1204	2	0.5602	345	96.6387	12	3.3613	357	58.15	41.85		
IV	CAMPECHE	112	C3	614	149	42.3295	140	39.7727	17	4.8295	3	0.8523	11	3.1250	2	0.5682	6	1.7045	328	93.1818	24	6.8182	352	57.33	42.67		
RESULTADO DEL CÓMPUTO DISTRITAL					35	20,730	5,190	38.5530	5,982	44.4362	688	5.1107	168	1.2480	482	3.5804	328	2.4365	137	1.0177	12,975	96.3824	487	3.6176	13,462	64.94	35.06

RESULTADOS ESTADÍSTICOS DEL CÓMPUTO DISTRITAL DE LA ELECCIÓN DE DIPUTADOS LOCALES

Proceso Electoral Estatal Ordinario 2009








Fuente: Acta de Escrutinio y Cómputo de Diputados Locales
Acta de Escrutinio y Cómputo de la casilla levantada en el consejo distrital (ACL)

DISTRITO ELECTORAL	MUNICIPIO	SECCIÓN	TIPO DE CASILLA	LISTA NOMINAL								VOTOS VÁLIDOS	VOTOS NULOS	VOTACION TOTAL	% DE PARTIC. CIUDADANA	% DE ABSTENC.										
V	CAMPECHE	54	B	479	79	22.7011	182	52.2989	5	1.4368	16	4.5977	25	7.1839	12	3.4483	5	1.4368	324	93.1034	24	6.8966	348	72.66	27.34	
V	CAMPECHE	54	C1	480	98	27.7620	183	51.8414	2	0.5666	11	3.1161	31	8.7819	7	1.9830	2	0.5666	334	94.6176	19	5.3824	353	73.55	26.45	
V	CAMPECHE	72	B	660	117	24.4259	306	63.8831	10	2.0877	6	1.2526	12	2.5052	16	3.3403	2	0.4175	469	97.9123	10	2.0877	479	72.58	27.42	
V	CAMPECHE	72	C1	661	112	23.8298	291	61.9149	11	2.3404	7	1.4894	15	3.1915	22	4.6809	2	0.4255	460	97.8723	10	2.1277	470	71.11	28.89	
V	CAMPECHE	73	B	607	110	30.3867	205	56.6298	11	3.0387	7	1.9337	8	2.2099	10	2.7624	2	0.5525	353	97.5138	9	2.4862	362	59.64	40.36	
V	CAMPECHE	73	C1	608	120	32.9670	204	56.0440	5	1.3736	11	3.0220	10	2.7473	3	0.8242	1	0.2747	354	97.2527	10	2.7473	364	59.87	40.13	
V	CAMPECHE	74	B	721	110	23.8612	272	59.0022	4	0.8677	8	1.7354	30	6.5076	14	3.0369	2	0.4338	440	95.4447	21	4.5553	461	63.94	36.06	
V	CAMPECHE	74	C1	721	135	26.8390	262	52.0875	6	1.1928	11	2.1869	53	10.5368	23	4.5726	1	0.1988	491	97.6143	12	2.3857	503	69.77	30.23	
V	CAMPECHE	88	B	695	115	23.5174	310	63.3947	2	0.4090	9	1.8405	25	5.1125	18	3.6810	1	0.2045	480	98.1595	9	1.8405	489	70.36	29.64	
V	CAMPECHE	89	B	516	95	25.7453	233	63.1436	3	0.8130	7	1.8970	8	2.1680	10	2.7100	2	0.5420	358	97.0190	11	2.9810	369	71.52	28.48	
V	CAMPECHE	89	C1	517	106	28.1915	232	61.7021	2	0.5319	8	2.1277	6	1.5957	10	2.6596	1	0.2660	365	97.0745	11	2.9255	376	72.73	27.27	
V	CAMPECHE	90	B	562	114	29.3814	213	54.8969	3	0.7732	16	4.1237	8	2.0619	13	3.3505	3	0.7732	370	95.3608	18	4.6392	388	69.04	30.96	
V	CAMPECHE	90	C1	562	98	28.6550	185	54.0936	5	1.4620	18	5.2632	10	2.9240	16	4.6784	2	0.5848	334	97.6608	8	2.3392	342	60.86	39.14	
V	CAMPECHE	90	C2	563	116	30.1299	205	53.2468	7	1.8182	26	6.7532	9	2.3377	10	2.5974	3	0.7792	376	97.6623	9	2.3377	385	68.39	31.61	
V	CAMPECHE	100	B	664	153	38.2500	206	51.5000	11	2.7500	5	1.2500	14	3.5000	7	1.7500	2	0.5000	398	99.5000	2	0.5000	400	60.25	39.75	
V	CAMPECHE	100	C1	664	117	29.1045	229	56.9652	8	1.9900	8	1.9900	9	2.2388	17	4.2289	0	0.0000	388	96.5174	14	3.4826	402	60.55	39.45	
V	CAMPECHE	100	C2	664	126	30.8824	228	55.8824	8	1.9608	10	2.4510	7	1.7157	17	4.1667	2	0.4902	398	97.5490	10	2.4510	408	61.45	38.55	
V	CAMPECHE	101	B	722	164	35.6522	239	51.9565	7	1.5217	19	4.1304	7	1.5217	12	2.6087	1	0.2174	449	97.6087	11	2.3913	460	63.72	36.28	
V	CAMPECHE	101	C1	722	167	34.2916	263	54.0041	10	2.0534	7	1.4374	8	1.6427	15	3.0801	2	0.4107	472	96.9199	15	3.0801	487	67.46	32.54	
V	CAMPECHE	101	C2	723	161	36.4253	220	49.7738	12	2.7149	10	2.2624	12	2.7149	14	3.1674	2	0.4525	431	97.5113	11	2.4887	442	61.14	38.86	
V	CAMPECHE	109	B	528	123	34.3575	192	53.6313	6	1.6760	10	2.7933	9	2.5140	8	2.2346	1	0.2793	349	97.4860	9	2.5140	358	67.81	32.19	
V	CAMPECHE	109	C1	528	97	30.5031	161	50.6289	7	2.2013	5	1.5723	4	1.2579	12	3.7736	1	0.3145	287	90.2516	31	9.7484	318	60.23	39.77	
V	CAMPECHE	109	C2	529	128	36.0563	184	51.8310	7	1.9718	6	1.6901	14	3.9437	7	1.9718	2	0.5634	348	98.0282	7	1.9718	355	67.11	32.89	
V	CAMPECHE	111	B	721	190	42.2222	209	46.4444	11	2.4444	5	1.1111	17	3.7778	4	0.8889	0	0.0000	436	96.8889	14	3.1111	450	62.42	37.58	
V	CAMPECHE	111	C1	721	175	37.7155	230	49.5690	7	1.5086	18	3.8793	10	2.1552	9	1.9397	3	0.6466	452	97.4138	12	2.5862	464	64.36	35.64	
RESULTADO DEL CÓMPUTO DISTRITAL				25	15,538	3,126	30.5482	5,644	55.1549	170	1.6613	264	2.5799	361	3.5278	306	2.9903	45	0.4398	9,916	96.9022	317	3.0978	10,233	65.86	34.14

RESULTADOS ESTADÍSTICOS DEL CÓMPUTO DISTRITAL DE LA ELECCIÓN DE DIPUTADOS LOCALES

Proceso Electoral Estatal Ordinario 2009

Fuente: Acta de Escrutinio y Cómputo de Diputados Locales
Acta de Escrutinio y Cómputo de la casilla levantada en el consejo distrital (ACL)








DISTRITO ELECTORAL	MUNICIPIO	SECCIÓN	TIPO DE CASILLA	LISTA NOMINAL								VOTOS VÁLIDOS	VOTOS NULOS	VOTACION TOTAL	% DE PARTIC. CIUDADANA	% DE ABSTENC.									
VI	CAMPECHE	39	B	623	173	40.9953	176	41.7062	13	3.0806	15	3.5545	14	3.3175	10	2.3697	2	0.4739	403	95.4976	19	4.5024	422	67.74	32.26
VI	CAMPECHE	39	C1	624	176	43.8903	168	41.8953	5	1.2469	23	5.7357	12	2.9925	3	0.7481	1	0.2494	388	96.7581	13	3.2419	401	64.27	35.73
VI	CAMPECHE	39	C2	624	158	42.0213	170	45.2128	4	1.0638	13	3.4574	11	2.9255	9	2.3936	0	0.0000	365	97.0745	11	2.9255	376	60.26	39.74
VI	CAMPECHE	60	B	505	112	33.7349	119	35.8434	10	3.0120	47	14.1566	9	2.7108	20	6.0241	0	0.0000	317	95.4819	15	4.5181	332	65.75	34.25
VI	CAMPECHE	60	C1	505	82	22.9692	156	43.6975	14	3.9216	61	17.0868	8	2.2409	18	5.0420	3	0.8403	342	95.7983	15	4.2017	357	70.70	29.30
VI	CAMPECHE	61	B	518	102	29.5652	185	53.6232	7	2.0290	10	2.8986	13	3.7681	10	2.8986	6	1.7391	333	96.5217	12	3.4783	345	66.61	33.39
VI	CAMPECHE	61	C1	518	97	30.8917	175	55.7325	3	0.9554	13	4.1401	8	2.5478	3	0.9554	2	0.6369	301	95.8599	13	4.1401	314	60.62	39.38
VI	CAMPECHE	62	B	504	124	39.2405	160	50.6329	0	0.0000	4	1.2658	10	3.1646	10	3.1646	0	0.0000	308	97.4684	8	2.5316	316	62.70	37.30
VI	CAMPECHE	62	C1	505	103	33.2258	161	51.9355	8	2.5806	5	1.6129	12	3.8710	4	1.2903	3	0.9677	296	95.4839	14	4.5161	310	61.39	38.61
VI	CAMPECHE	63	B	654	161	38.0615	213	50.3546	12	2.8369	11	2.6005	11	2.6005	7	1.6548	1	0.2364	416	98.3452	7	1.6548	423	64.68	35.32
VI	CAMPECHE	63	C1	655	145	35.8025	208	51.3580	18	4.4444	6	1.4815	15	3.7037	9	2.2222	4	0.9877	405	100.0000	0	0.0000	405	61.84	38.16
VI	CAMPECHE	64	B	573	131	33.5038	203	51.9182	14	3.5806	8	2.0460	20	5.1151	5	1.2788	3	0.7673	384	98.2097	7	1.7903	391	68.24	31.76
VI	CAMPECHE	64	C1	573	145	36.0697	191	47.5124	15	3.7313	8	1.9900	23	5.7214	3	0.7463	4	0.9950	389	96.7662	13	3.2338	402	70.16	29.84
VI	CAMPECHE	65	B	537	153	46.6463	131	39.9390	11	3.3537	5	1.5244	13	3.9634	6	1.8293	1	0.3049	320	97.5610	8	2.4390	328	61.09	38.91
VI	CAMPECHE	65	C1	538	151	47.1875	141	44.0625	7	2.1875	4	1.2500	10	3.1250	4	1.2500	1	0.3125	318	99.3750	2	0.6250	320	59.48	40.52
VI	CAMPECHE	65	C2	538	146	43.5821	153	45.6716	5	1.4925	4	1.1940	9	2.6866	2	0.5970	3	0.8955	322	96.1194	13	3.8806	335	62.27	37.73
VI	CAMPECHE	66	B	527	108	29.9169	189	52.3546	3	0.8310	14	3.8781	16	4.4321	9	2.4931	4	1.1080	343	95.0139	18	4.9861	361	68.51	31.49
VI	CAMPECHE	66	C1	528	126	36.3112	166	47.8386	6	1.7291	11	3.1700	19	5.4755	12	3.4582	4	1.1527	344	99.1354	3	0.8646	347	65.72	34.28
VI	CAMPECHE	67	B	500	133	39.1176	131	38.5294	7	2.0588	36	10.5882	10	2.9412	2	0.5882	2	0.5882	321	94.4118	19	5.5882	340	68.00	32.00
VI	CAMPECHE	67	C1	500	113	36.1022	119	38.0192	2	0.6390	37	11.8211	10	3.1949	10	3.1949	4	1.2780	295	94.2492	18	5.7508	313	62.60	37.40
VI	CAMPECHE	68	B	552	121	33.8936	183	51.2605	5	1.4006	12	3.3613	15	4.2017	21	5.8824	0	0.0000	357	100.0000	0	0.0000	357	64.68	35.32
VI	CAMPECHE	68	C1	553	133	36.2398	176	47.9564	10	2.7248	4	1.0899	9	2.4523	12	3.2698	3	0.8174	347	94.5504	20	5.4496	367	66.37	33.63
VI	CAMPECHE	69	B	500	98	27.6836	199	56.2147	7	1.9774	11	3.1073	12	3.3898	8	2.2599	2	0.5650	337	95.1977	17	4.8023	354	70.80	29.20
VI	CAMPECHE	69	C1	500	101	29.2754	192	55.6522	12	3.4783	7	2.0290	12	3.4783	9	2.6087	0	0.0000	333	96.5217	12	3.4783	345	69.00	31.00
VI	CAMPECHE	70	B	577	128	29.8368	227	52.9138	11	2.5641	12	2.7972	20	4.6620	16	3.7296	3	0.6993	417	97.2028	12	2.7972	429	74.36	25.64
VI	CAMPECHE	70	C1	578	140	33.4928	208	49.7608	8	1.9139	5	1.1962	22	5.2632	17	4.0670	3	0.7177	403	96.4115	15	3.5885	418	72.32	27.68

ACL

RESULTADOS ESTADÍSTICOS DEL CÓMPUTO DISTRITAL DE LA ELECCIÓN DE DIPUTADOS LOCALES

Proceso Electoral Estatal Ordinario 2009








Fuente: Acta de Escrutinio y Cómputo de Diputados Locales
Acta de Escrutinio y Cómputo de la casilla levantada en el consejo distrital (ACL)

DISTRITO ELECTORAL	MUNICIPIO	SECCIÓN	TIPO DE CASILLA	LISTA NOMINAL								VOTOS VÁLIDOS	VOTOS NULOS	VOTACION TOTAL	% DE PARTIC. CIUDADANA	% DE ABSTENC.									
VI	CAMPECHE	77	B	495	123	33.4239	181	49.1848	7	1.9022	4	1.0870	34	9.2391	10	2.7174	2	0.5435	361	98.0978	7	1.9022	368	74.35	25.65
VI	CAMPECHE	77	C1	495	119	32.7824	188	51.7906	3	0.8264	6	1.6529	22	6.0606	9	2.4793	6	1.6529	353	97.2452	10	2.7548	363	73.34	26.66
VI	CAMPECHE	78	B	457	119	40.0673	144	48.4848	7	2.3569	11	3.7037	7	2.3569	5	1.6835	4	1.3468	297	100.0000	0	0.0000	297	64.99	35.01
VI	CAMPECHE	78	C1	458	109	35.2751	131	42.3948	6	1.9417	16	5.1780	16	5.1780	9	2.9126	1	0.3236	288	93.2039	21	6.7961	309	67.47	32.53
VI	CAMPECHE	79	B	720	209	50.7282	150	36.4078	6	1.4563	7	1.6990	23	5.5825	7	1.6990	3	0.7282	405	98.3010	7	1.6990	412	57.23	42.77
VI	CAMPECHE	79	C1	720	205	48.0094	170	39.8126	12	2.8103	5	1.1710	19	4.4496	8	1.8735	1	0.2342	420	98.3607	7	1.6393	427	59.31	40.69
VI	CAMPECHE	79	C2	721	206	49.7585	153	36.9565	13	3.1401	6	1.4493	27	6.5217	7	1.6908	2	0.4831	414	100.0000	0	0.0000	414	57.43	42.57
VI	CAMPECHE	79	C3	721	193	50.5236	138	36.1257	11	2.8796	12	3.1414	13	3.4031	6	1.5707	0	0.0000	373	97.6440	9	2.3560	382	52.99	47.01
VI	CAMPECHE	79	E1	709	191	44.7307	178	41.6862	15	3.5129	12	2.8103	15	3.5129	11	2.5761	1	0.2342	423	99.0632	4	0.9368	427	60.23	39.77
VI	CAMPECHE	79	E1 C1	710	175	42.4757	165	40.0485	22	5.3398	16	3.8835	12	2.9126	9	2.1845	0	0.0000	399	96.8447	13	3.1553	412	58.03	41.97
VI	CAMPECHE	80	B	437	100	32.0513	169	54.1667	3	0.9615	12	3.8462	10	3.2051	8	2.5641	1	0.3205	303	97.1154	9	2.8846	312	71.40	28.60
VI	CAMPECHE	80	C1	437	100	33.3333	153	51.0000	7	2.3333	7	2.3333	14	4.6667	17	5.6667	2	0.6667	300	100.0000	0	0.0000	300	68.65	31.35
VI	CAMPECHE	81	B	737	153	32.9741	242	52.1552	11	2.3707	8	1.7241	20	4.3103	12	2.5862	2	0.4310	448	96.5517	16	3.4483	464	62.96	37.04
VI	CAMPECHE	81	C1	737	198	43.7086	192	42.3841	10	2.2075	10	2.2075	22	4.8565	9	1.9868	0	0.0000	441	97.3510	12	2.6490	453	61.47	38.53
VI	CAMPECHE	81	C2	737	181	38.6752	229	48.9316	18	3.8462	7	1.4957	22	4.7009	9	1.9231	2	0.4274	468	100.0000	0	0.0000	468	63.51	36.49
VI	CAMPECHE	81	C3	737	179	39.8664	207	46.1024	14	3.1180	12	2.6726	24	5.3452	10	2.2272	3	0.6682	449	100.0000	0	0.0000	449	60.93	39.07
VI	CAMPECHE	81	C4	737	193	42.4176	204	44.8352	8	1.7582	8	1.7582	18	3.9560	14	3.0769	0	0.0000	445	97.8022	10	2.1978	455	61.74	38.26
VI	CAMPECHE	81	C5	737	179	43.1325	168	40.4819	7	1.6867	9	2.1687	18	4.3373	13	3.1325	1	0.2410	395	95.1807	20	4.8193	415	56.31	43.69
VI	CAMPECHE	81	C6	737	180	41.9580	199	46.3869	12	2.7972	2	0.4662	18	4.1958	8	1.8648	1	0.2331	420	97.9021	9	2.0979	429	58.21	41.79
VI	CAMPECHE	81	C7	737	161	34.1826	233	49.4692	13	2.7601	8	1.6985	19	4.0340	17	3.6093	4	0.8493	455	96.6030	16	3.3970	471	63.91	36.09
VI	CAMPECHE	81	C8	737	180	41.2844	196	44.9541	16	3.6697	7	1.6055	11	2.5229	8	1.8349	4	0.9174	422	96.7890	14	3.2110	436	59.16	40.84
VI	CAMPECHE	81	C9	737	166	38.3372	215	49.6536	11	2.5404	7	1.6166	14	3.2333	10	2.3095	3	0.6928	426	98.3834	7	1.6166	433	58.76	41.24
VI	CAMPECHE	81	C10	737	179	39.4273	181	39.8678	18	3.9648	8	1.7621	21	4.6256	13	2.8634	7	1.5419	427	94.0529	27	5.9471	454	61.61	38.39
VI	CAMPECHE	82	B	559	115	30.9973	196	52.8302	11	2.9650	9	2.4259	13	3.5040	10	2.6954	1	0.2695	355	95.6873	16	4.3127	371	66.37	33.63
VI	CAMPECHE	82	C1	560	144	36.8286	179	45.7801	12	3.0691	10	2.5575	27	6.9054	7	1.7903	3	0.7673	382	97.6982	9	2.3018	391	69.83	30.17
VI	CAMPECHE	83	B	661	199	48.6553	161	39.3643	8	1.9560	11	2.6895	10	2.4450	12	2.9340	2	0.4890	403	98.5330	6	1.4670	409	61.88	38.12

RESULTADOS ESTADÍSTICOS DEL CÓMPUTO DISTRITAL DE LA ELECCIÓN DE DIPUTADOS LOCALES

Proceso Electoral Estatal Ordinario 2009

Fuente: Acta de Escrutinio y Cómputo de Diputados Locales
Acta de Escrutinio y Cómputo de la casilla levantada en el consejo distrital (ACL)








DISTRITO ELECTORAL	MUNICIPIO	SECCIÓN	TIPO DE CASILLA	LISTA NOMINAL								VOTOS VÁLIDOS	VOTOS NULOS	VOTACION TOTAL	% DE PARTIC. CIUDADANA	% DE ABSTENC.									
VI	CAMPECHE	83	C1	661	151	37.3762	188	46.5347	16	3.9604	13	3.2178	14	3.4653	12	2.9703	1	0.2475	395	97.7723	9	2.2277	404	61.12	38.88
VI	CAMPECHE	83	C2	662	165	39.9516	173	41.8886	5	1.2107	23	5.5690	17	4.1162	9	2.1792	3	0.7264	395	95.6416	18	4.3584	413	62.39	37.61
VI	CAMPECHE	83	C3	662	167	43.6031	161	42.0366	7	1.8277	19	4.9608	11	2.8721	5	1.3055	1	0.2611	371	96.8668	12	3.1332	383	57.86	42.14
VI	CAMPECHE	83	C4	662	161	38.5167	190	45.4545	9	2.1531	11	2.6316	23	5.5024	13	3.1100	1	0.2392	408	97.6077	10	2.3923	418	63.15	36.85
VI	CAMPECHE	83	C5	662	181	45.0249	174	43.2836	7	1.7413	14	3.4826	15	3.7313	7	1.7413	4	0.9950	402	100.0000	0	0.0000	402	60.73	39.27
VI	CAMPECHE	84	B	409	108	39.5604	129	47.2527	2	0.7326	11	4.0293	13	4.7619	3	1.0989	2	0.7326	268	98.1685	5	1.8315	273	66.75	33.25
VI	CAMPECHE	84	C1	410	100	37.5940	142	53.3835	3	1.1278	6	2.2556	4	1.5038	9	3.3835	2	0.7519	266	100.0000	0	0.0000	266	64.88	35.12
VI	CAMPECHE	85	B	519	125	36.6569	163	47.8006	8	2.3460	16	4.6921	9	2.6393	8	2.3460	1	0.2933	330	96.7742	11	3.2258	341	65.71	34.29
VI	CAMPECHE	85	C1	519	128	39.3846	147	45.2308	11	3.3846	12	3.6923	13	4.0000	3	0.9231	3	0.9231	317	97.5385	8	2.4615	325	62.63	37.37
VI	CAMPECHE	86	B	540	125	30.5623	231	56.4792	7	1.7115	6	1.4670	16	3.9120	11	2.6895	1	0.2445	397	97.0660	12	2.9340	409	75.75	24.25
VI	CAMPECHE	86	C1	540	118	26.6968	242	54.7511	9	2.0362	1	0.2262	21	4.7511	27	6.1086	2	0.4525	420	95.0226	22	4.9774	442	81.86	18.14
VI	CAMPECHE	92	B	531	106	27.3196	240	61.8557	6	1.5464	1	0.2577	12	3.0928	9	2.3196	1	0.2577	375	96.6495	13	3.3505	388	73.07	26.93
VI	CAMPECHE	92	C1	532	138	34.5865	210	52.6316	8	2.0050	4	1.0025	14	3.5088	7	1.7544	3	0.7519	384	96.2406	15	3.7594	399	75.00	25.00
VI	CAMPECHE	93	B	524	133	32.5183	223	54.5232	4	0.9780	7	1.7115	14	3.4230	16	3.9120	3	0.7335	400	97.7995	9	2.2005	409	78.06	21.94
VI	CAMPECHE	93	C1	525	140	34.9127	206	51.3716	9	2.2444	3	0.7481	15	3.7406	12	2.9925	0	0.0000	385	96.0100	16	3.9900	401	76.39	23.61
VI	CAMPECHE	94	B	568	135	33.4988	193	47.8908	11	2.7295	21	5.2109	17	4.2184	13	3.2258	2	0.4963	392	97.2705	11	2.7295	403	70.96	29.04
VI	CAMPECHE	94	C1	569	175	42.4757	156	37.8641	9	2.1845	31	7.5243	13	3.1553	8	1.9417	0	0.0000	392	95.1456	20	4.8544	412	72.41	27.59
VI	CAMPECHE	95	B	578	146	45.6250	130	40.6250	6	1.8750	27	8.4375	6	1.8750	3	0.9375	2	0.6250	320	100.0000	0	0.0000	320	55.37	44.63
VI	CAMPECHE	95	C1	578	163	46.3068	133	37.7841	10	2.8409	22	6.2500	6	1.7045	2	0.5682	3	0.8523	339	96.3068	13	3.6932	352	60.90	39.10
VI	CAMPECHE	96	B	555	127	38.9571	148	45.3988	4	1.2270	16	4.9080	7	2.1472	4	1.2270	5	1.5337	311	95.3988	15	4.6012	326	58.74	41.26
VI	CAMPECHE	96	C1	555	150	42.8571	143	40.8571	16	4.5714	12	3.4286	10	2.8571	4	1.1429	4	1.1429	339	96.8571	11	3.1429	350	63.07	36.93
VI	CAMPECHE	97	B	577	166	47.2934	123	35.0427	3	0.8547	28	7.9772	12	3.4188	3	0.8547	2	0.5698	337	96.0114	14	3.9886	351	60.84	39.16
VI	CAMPECHE	97	C1	577	158	44.3820	139	39.0449	6	1.6854	19	5.3371	11	3.0899	8	2.2472	1	0.2809	342	96.0674	14	3.9326	356	61.70	38.30
VI	CAMPECHE	98	B	432	79	24.8428	179	56.2893	21	6.6038	6	1.8868	11	3.4591	11	3.4591	1	0.3145	308	96.8553	10	3.1447	318	73.62	26.38
VI	CAMPECHE	98	C1	433	95	30.6452	145	46.7742	26	8.3871	3	0.9677	14	4.5161	14	4.5161	3	0.9677	300	96.7742	10	3.2258	310	71.60	28.40
VI	CAMPECHE	104	B	426	93	30.6931	131	43.2343	50	16.5017	4	1.3201	13	4.2904	5	1.6502	2	0.6601	298	98.3498	5	1.6502	303	71.13	28.87

ACL

RESULTADOS ESTADÍSTICOS DEL CÓMPUTO DISTRITAL DE LA ELECCIÓN DE DIPUTADOS LOCALES

Proceso Electoral Estatal Ordinario 2009








Fuente: Acta de Escrutinio y Cómputo de Diputados Locales
Acta de Escrutinio y Cómputo de la casilla levantada en el consejo distrital (ACL)

DISTRITO ELECTORAL	MUNICIPIO	SECCIÓN	TIPO DE CASILLA	LISTA NOMINAL								VOTOS VÁLIDOS	VOTOS NULOS	VOTACION TOTAL	% DE PARTIC. CIUDADANA	% DE ABSTENC.											
VI	CAMPECHE	104	C1	426	72	23.7624	135	44.5545	67	22.1122	3	0.9901	11	3.6304	5	1.6502	2	0.6601	295	97.3597	8	2.6403	303	71.13	28.87		
VI	CAMPECHE	105	B	686	189	48.8372	148	38.2429	11	2.8424	8	2.0672	9	2.3256	12	3.1008	2	0.5168	379	97.9328	8	2.0672	387	56.42	43.58		
VI	CAMPECHE	105	C1	687	197	48.1663	172	42.0538	15	3.6675	9	2.2005	8	1.9560	0	0.0000	3	0.7335	404	98.7775	5	1.2225	409	59.54	40.46		
VI	CAMPECHE	105	C2	687	211	51.7157	137	33.5784	9	2.2059	10	2.4510	17	4.1667	5	1.2255	3	0.7353	392	96.0784	16	3.9216	408	59.39	40.61		
VI	CAMPECHE	105	C3	687	196	51.0417	148	38.5417	6	1.5625	7	1.8229	13	3.3854	7	1.8229	0	0.0000	377	98.1771	7	1.8229	384	55.90	44.10		
VI	CAMPECHE	105	C4	687	216	54.6835	133	33.6709	12	3.0380	9	2.2785	14	3.5443	3	0.7595	2	0.5063	389	98.4810	6	1.5190	395	57.50	42.50		
VI	CAMPECHE	105	C5	687	195	47.5610	170	41.4634	11	2.6829	11	2.6829	10	2.4390	8	1.9512	0	0.0000	405	98.7805	5	1.2195	410	59.68	40.32		
VI	CAMPECHE	105	C6	687	200	49.5050	163	40.3465	8	1.9802	5	1.2376	8	1.9802	10	2.4752	0	0.0000	394	97.5248	10	2.4752	404	58.81	41.19		
VI	CAMPECHE	106	B	571	139	33.1742	202	48.2100	19	4.5346	10	2.3866	13	3.1026	24	5.7279	5	1.1933	412	98.3294	7	1.6706	419	73.39	26.61		
VI	CAMPECHE	106	C1	572	129	29.7235	214	49.3088	15	3.4562	14	3.2258	17	3.9171	24	5.5300	0	0.0000	413	95.1613	21	4.8387	434	75.88	24.12		
RESULTADO DEL CÓMPUTO DISTRITAL					88	51,859	12,893	38.6527	15,283	45.8178	944	2.8301	1,038	3.1119	1,263	3.7864	821	2.4613	185	0.5546	32,427	97.2149	929	2.7851	33,356	64.32	35.68

RESULTADOS ESTADÍSTICOS DEL CÓMPUTO DISTRITAL DE LA ELECCIÓN DE DIPUTADOS LOCALES

Proceso Electoral Estatal Ordinario 2009








Fuente: Acta de Escrutinio y Cómputo de Diputados Locales
Acta de Escrutinio y Cómputo de la casilla levantada en el consejo distrital (ACL)

DISTRITO ELECTORAL	MUNICIPIO	SECCIÓN	TIPO DE CASILLA	LISTA NOMINAL								VOTOS VÁLIDOS	VOTOS NULOS	VOTACION TOTAL	% DE PARTIC. CIUDADANA	% DE ABSTENC.										
VII	CAMPECHE	110	B	549	164	43.0446	174	45.6693	7	1.8373	8	2.0997	16	4.1995	3	0.7874	0	0.0000	372	97.6378	9	2.3622	381	69.40	30.60	ACL
VII	CAMPECHE	110	C1	549	159	43.6813	164	45.0549	8	2.1978	1	0.2747	14	3.8462	4	1.0989	2	0.5495	352	96.7033	12	3.2967	364	66.31	33.69	ACL
VII	CAMPECHE	113	B	475	146	43.1953	157	46.4497	9	2.6627	3	0.8876	15	4.4379	1	0.2959	0	0.0000	331	97.9290	7	2.0710	338	71.16	28.84	
VII	CAMPECHE	113	C1	475	137	41.6413	155	47.1125	7	2.1277	5	1.5198	11	3.3435	3	0.9119	0	0.0000	318	96.6565	11	3.3435	329	69.27	30.73	ACL
VII	CAMPECHE	114	B	561	214	52.8395	147	36.2963	8	1.9753	4	0.9877	10	2.4691	9	2.2222	0	0.0000	392	96.7901	13	3.2099	405	72.20	27.80	
VII	CAMPECHE	114	C1	562	216	54.2714	135	33.9196	8	2.0101	4	1.0050	12	3.0151	4	1.0050	0	0.0000	379	95.2261	19	4.7739	398	70.82	29.18	
VII	CAMPECHE	115	B	425	101	36.2007	136	48.7455	11	3.9427	3	1.0753	15	5.3763	6	2.1505	0	0.0000	272	97.4910	7	2.5090	279	65.65	34.35	
VII	CAMPECHE	115	C1	425	89	33.4586	140	52.6316	8	3.0075	6	2.2556	8	3.0075	6	2.2556	0	0.0000	257	96.6165	9	3.3835	266	62.59	37.41	
VII	CAMPECHE	116	B	505	119	34.3931	193	55.7803	6	1.7341	5	1.4451	12	3.4682	2	0.5780	0	0.0000	337	97.3988	9	2.6012	346	68.52	31.48	ACL
VII	CAMPECHE	116	C1	505	120	34.3840	203	58.1662	6	1.7192	1	0.2865	9	2.5788	1	0.2865	1	0.2865	341	97.7077	8	2.2923	349	69.11	30.89	ACL
VII	CAMPECHE	117	B	606	145	38.6667	194	51.7333	5	1.3333	7	1.8667	8	2.1333	4	1.0667	0	0.0000	363	96.8000	12	3.2000	375	61.89	38.11	
VII	CAMPECHE	117	C1	606	162	39.4161	199	48.4185	13	3.1630	4	0.9732	19	4.6229	3	0.7299	1	0.2433	401	97.5669	10	2.4331	411	67.83	32.17	ACL
VII	CAMPECHE	118	B	388	102	36.4286	138	49.2857	3	1.0714	1	0.3571	28	10.0000	3	1.0714	0	0.0000	275	98.2143	5	1.7857	280	72.17	27.83	ACL
VII	CAMPECHE	118	C1	389	105	35.8362	147	50.1706	5	1.7065	3	1.0239	16	5.4608	4	1.3652	0	0.0000	280	95.5631	13	4.4369	293	75.33	24.67	ACL
VII	CAMPECHE	119	B	302	99	38.9764	124	48.8189	7	2.7559	0	0.0000	11	4.3307	2	0.7874	0	0.0000	243	95.6693	11	4.3307	254	84.11	15.89	ACL
VII	CAMPECHE	120	B	590	104	22.4622	247	53.3477	65	14.0389	1	0.2160	25	5.3996	7	1.5119	0	0.0000	449	96.9762	14	3.0238	463	78.48	21.52	
VII	CAMPECHE	121	B	669	269	56.1587	170	35.4906	6	1.2526	1	0.2088	16	3.3403	3	0.6263	0	0.0000	465	97.0772	14	2.9228	479	71.60	28.40	ACL
VII	CAMPECHE	122	B	397	93	33.3333	152	54.4803	3	1.0753	2	0.7168	16	5.7348	3	1.0753	0	0.0000	269	96.4158	10	3.5842	279	70.28	29.72	
VII	CAMPECHE	122	C1	397	99	33.2215	164	55.0336	6	2.0134	5	1.6779	11	3.6913	3	1.0067	0	0.0000	288	96.6443	10	3.3557	298	75.07	24.93	
VII	CAMPECHE	123	B	590	263	55.7203	179	37.9237	4	0.8475	5	1.0593	7	1.4831	1	0.2119	0	0.0000	459	97.2458	13	2.7542	472	80.00	20.00	
VII	CAMPECHE	124	B	405	101	34.2373	181	61.3559	1	0.3390	2	0.6780	2	0.6780	0	0.0000	0	0.0000	287	97.2881	8	2.7119	295	72.84	27.16	
VII	CAMPECHE	124	C1	406	124	37.6900	194	58.9666	2	0.6079	0	0.0000	4	1.2158	0	0.0000	0	0.0000	324	98.4802	5	1.5198	329	81.04	18.96	ACL
VII	CAMPECHE	125	B	628	195	45.8824	186	43.7647	5	1.1765	4	0.9412	17	4.0000	5	1.1765	0	0.0000	412	96.9412	13	3.0588	425	67.68	32.32	
VII	CAMPECHE	125	C1	628	193	46.2830	183	43.8849	2	0.4796	2	0.4796	14	3.3573	4	0.9592	2	0.4796	400	95.9233	17	4.0767	417	66.41	33.59	ACL
VII	CAMPECHE	126	B	539	158	42.2460	171	45.7219	6	1.6043	5	1.3369	18	4.8128	3	0.8021	0	0.0000	361	96.5241	13	3.4759	374	69.39	30.61	ACL
VII	CAMPECHE	126	C1	540	180	50.7042	136	38.3099	4	1.1268	7	1.9718	11	3.0986	5	1.4085	0	0.0000	343	96.6197	12	3.3803	355	65.75	34.25	

RESULTADOS ESTADÍSTICOS DEL CÓMPUTO DISTRITAL DE LA ELECCIÓN DE DIPUTADOS LOCALES

Proceso Electoral Estatal Ordinario 2009








Fuente: Acta de Escrutinio y Cómputo de Diputados Locales
Acta de Escrutinio y Cómputo de la casilla levantada en el consejo distrital (ACL)

DISTRITO ELECTORAL	MUNICIPIO	SECCIÓN	TIPO DE CASILLA	LISTA NOMINAL								VOTOS VÁLIDOS	VOTOS NULOS	VOTACION TOTAL	% DE PARTIC. CIUDADANA	% DE ABSTENC.										
VII	CAMPECHE	126	C2	540	154	44.1261	156	44.6991	1	0.2865	2	0.5731	15	4.2980	2	0.5731	0	0.0000	330	94.5559	19	5.4441	349	64.63	35.37	ACL
VII	CAMPECHE	127	B	436	124	39.2405	148	46.8354	5	1.5823	5	1.5823	11	3.4810	3	0.9494	0	0.0000	296	93.6709	20	6.3291	316	72.48	27.52	
VII	CAMPECHE	127	C1	437	127	42.9054	138	46.6216	3	1.0135	5	1.6892	8	2.7027	1	0.3378	0	0.0000	282	95.2703	14	4.7297	296	67.74	32.26	ACL
VII	CAMPECHE	128	B	174	55	40.4412	73	53.6765	3	2.2059	0	0.0000	1	0.7353	0	0.0000	0	0.0000	132	97.0588	4	2.9412	136	78.17	21.83	ACL
VII	CAMPECHE	129	B	583	174	37.1002	184	39.2324	87	18.5501	1	0.2132	1	0.2132	1	0.2132	0	0.0000	448	95.5224	21	4.4776	469	80.45	19.55	ACL
VII	CAMPECHE	129	C1	584	197	42.5486	189	40.8207	49	10.5832	4	0.8639	6	1.2959	1	0.2160	0	0.0000	446	96.3283	17	3.6717	463	79.29	20.71	ACL
VII	CAMPECHE	130	B	343	109	42.0849	129	49.8069	9	3.4749	2	0.7722	1	0.3861	0	0.0000	0	0.0000	250	96.5251	9	3.4749	259	75.52	24.48	
VII	CAMPECHE	131	B	195	76	45.7831	73	43.9759	11	6.6265	1	0.6024	2	1.2048	0	0.0000	0	0.0000	163	98.1928	3	1.8072	166	85.13	14.87	
VII	CAMPECHE	132	B	140	71	63.9640	34	30.6306	3	2.7027	0	0.0000	0	0.0000	0	0.0000	0	0.0000	108	97.2973	3	2.7027	111	79.29	20.71	
VII	CAMPECHE	133	B	415	159	45.2991	173	49.2877	3	0.8547	0	0.0000	8	2.2792	2	0.5698	0	0.0000	345	98.2906	6	1.7094	351	84.58	15.42	
VII	CAMPECHE	134	B	322	104	44.6352	122	52.3605	2	0.8584	0	0.0000	2	0.8584	3	1.2876	0	0.0000	233	100.0000	0	0.0000	233	72.37	27.63	
VII	CAMPECHE	135	B	613	294	57.7603	189	37.1316	12	2.3576	1	0.1965	2	0.3929	1	0.1965	0	0.0000	499	98.0354	10	1.9646	509	83.04	16.96	
VII	CAMPECHE	136	B	166	60	44.1176	67	49.2647	2	1.4706	1	0.7353	1	0.7353	3	2.2059	0	0.0000	134	98.5294	2	1.4706	136	81.93	18.07	
VII	CAMPECHE	137	B	154	53	43.4426	50	40.9836	10	8.1967	2	1.6393	3	2.4590	0	0.0000	0	0.0000	118	96.7213	4	3.2787	122	79.23	20.77	ACL
VII	CAMPECHE	138	B	409	127	37.6855	169	50.1484	24	7.1217	1	0.2967	4	1.1869	2	0.5935	0	0.0000	327	97.0326	10	2.9674	337	82.40	17.60	ACL
VII	CAMPECHE	139	B	726	177	46.7018	164	43.2718	12	3.1662	3	0.7916	5	1.3193	5	1.3193	0	0.0000	366	96.5699	13	3.4301	379	52.21	47.79	ACL
VII	CAMPECHE	139	C1	726	184	49.7297	156	42.1622	14	3.7838	3	0.8108	5	1.3514	7	1.8919	1	0.2703	370	100.0000	0	0.0000	370	50.97	49.03	
VII	CAMPECHE	139	C2	726	172	47.3829	157	43.2507	18	4.9587	4	1.1019	8	2.2039	4	1.1019	0	0.0000	363	100.0000	0	0.0000	363	50.00	50.00	
VII	CAMPECHE	140	B	504	155	55.9567	92	33.2130	19	6.8592	4	1.4440	2	0.7220	0	0.0000	0	0.0000	272	98.1949	5	1.8051	277	54.97	45.03	
VII	CAMPECHE	140	C1	504	122	47.6563	110	42.9688	16	6.2500	1	0.3906	3	1.1719	1	0.3906	0	0.0000	253	98.8281	3	1.1719	256	50.80	49.20	
VII	CAMPECHE	141	B	463	151	53.5461	88	31.2057	18	6.3830	1	0.3546	6	2.1277	4	1.4184	1	0.3546	269	95.3901	13	4.6099	282	60.91	39.09	
VII	CAMPECHE	141	C1	464	137	54.1502	95	37.5494	10	3.9526	2	0.7905	1	0.3953	3	1.1858	0	0.0000	248	98.0237	5	1.9763	253	54.53	45.47	
VII	CAMPECHE	142	B	687	247	48.5265	217	42.6326	23	4.5187	0	0.0000	3	0.5894	2	0.3929	2	0.3929	494	97.0530	15	2.9470	509	74.10	25.90	
VII	CAMPECHE	142	C1	688	250	52.4109	190	39.8323	19	3.9832	2	0.4193	3	0.6289	2	0.4193	0	0.0000	466	97.6939	11	2.3061	477	69.34	30.66	
VII	CAMPECHE	142	C2	688	222	46.8354	216	45.5696	13	2.7426	3	0.6329	3	0.6329	3	0.6329	0	0.0000	460	97.0464	14	2.9536	474	68.90	31.10	
VII	CAMPECHE	143	B	306	98	50.2564	84	43.0769	5	2.5641	2	1.0256	0	0.0000	3	1.5385	0	0.0000	192	98.4615	3	1.5385	195	63.73	36.27	

RESULTADOS ESTADÍSTICOS DEL CÓMPUTO DISTRITAL DE LA ELECCIÓN DE DIPUTADOS LOCALES

Proceso Electoral Estatal Ordinario 2009








Fuente: Acta de Escrutinio y Cómputo de Diputados Locales
Acta de Escrutinio y Cómputo de la casilla levantada en el consejo distrital (ACL)

DISTRITO ELECTORAL	MUNICIPIO	SECCIÓN	TIPO DE CASILLA	LISTA NOMINAL								VOTOS VÁLIDOS	VOTOS NULOS	VOTACION TOTAL	% DE PARTIC. CIUDADANA	% DE ABSTENC.									
VII	CAMPECHE	144	B	188	63	50.0000	56	44.4444	0	0.0000	0	0.0000	0	0.0000	2	1.5873	0	0.0000	121	96.0317	5	3.9683	126	67.03	32.97
VII	CAMPECHE	145	B	384	81	38.5714	120	57.1429	3	1.4286	1	0.4762	0	0.0000	3	1.4286	0	0.0000	208	99.0476	2	0.9524	210	54.69	45.31
VII	CAMPECHE	145	C1	385	88	41.3146	105	49.2958	3	1.4085	2	0.9390	3	1.4085	5	2.3474	0	0.0000	206	96.7136	7	3.2864	213	55.33	44.67
VII	CAMPECHE	146	B	363	148	50.8591	113	38.8316	23	7.9038	0	0.0000	0	0.0000	4	1.3746	0	0.0000	288	98.9691	3	1.0309	291	80.17	19.83
RESULTADO DEL CÓMPUTO DISTRITAL					56	8,042	8,229	637	142	453	156	10	17,669	549	18,218										
CASILLA ANULADA					1	120	203	6	1	9	1	1	341	8	349										
RESULTADOS MODIFICADOS					55	7,922	8,026	631	141	444	155	9	17,328	541	17,869										

RESULTADOS ESTADÍSTICOS DEL CÓMPUTO DISTRITAL DE LA ELECCIÓN DE DIPUTADOS LOCALES

Proceso Electoral Estatal Ordinario 2009

Fuente: Acta de Escrutinio y Cómputo de Diputados Locales
Acta de Escrutinio y Cómputo de la casilla levantada en el consejo distrital (ACL)








DISTRITO ELECTORAL	MUNICIPIO	SECCIÓN	TIPO DE CASILLA	LISTA NOMINAL								VOTOS VÁLIDOS	VOTOS NULOS	VOTACION TOTAL	% DE PARTIC. CIUDADANA	% DE ABSTENC.	ACL									
VIII	CARMEN	214	B	626	131	33.8501	189	48.8372	27	6.9767	1	0.2584	28	7.2351	0	0.0000	3	0.7752	379	97.9328	8	2.0672	387	61.83	38.17	ACL
VIII	CARMEN	214	C1	627	117	31.7935	190	51.6304	20	5.4348	3	0.8152	25	6.7935	1	0.2717	1	0.2717	357	97.0109	11	2.9891	368	58.70	41.30	ACL
VIII	CARMEN	215	B	433	78	31.8367	114	46.5306	18	7.3469	2	0.8163	12	4.8980	5	2.0408	0	0.0000	229	93.4694	16	6.5306	245	56.59	43.41	ACL
VIII	CARMEN	216	B	484	111	38.2759	137	47.2414	16	5.5172	1	0.3448	17	5.8621	0	0.0000	1	0.3448	283	97.5862	7	2.4138	290	59.92	40.08	ACL
VIII	CARMEN	216	C1	485	126	43.5986	121	41.8685	16	5.5363	1	0.3460	13	4.4983	2	0.6920	1	0.3460	280	96.8858	9	3.1142	289	59.59	40.41	ACL
VIII	CARMEN	221	B	390	90	43.4783	77	37.1981	11	5.3140	3	1.4493	18	8.6957	1	0.4831	0	0.0000	200	96.6184	7	3.3816	207	53.08	46.92	ACL
VIII	CARMEN	221	C1	390	105	49.2958	79	37.0892	13	6.1033	2	0.9390	7	3.2864	2	0.9390	0	0.0000	208	97.6526	5	2.3474	213	54.62	45.38	ACL
VIII	CARMEN	222	B	580	119	37.0717	144	44.8598	16	4.9844	3	0.9346	28	8.7227	4	1.2461	0	0.0000	314	97.8193	7	2.1807	321	55.35	44.65	ACL
VIII	CARMEN	223	B	421	90	35.5731	113	44.6640	9	3.5573	2	0.7905	28	11.0672	2	0.7905	0	0.0000	244	96.4427	9	3.5573	253	60.10	39.90	ACL
VIII	CARMEN	223	C1	422	86	34.9593	112	45.5285	10	4.0650	3	1.2195	26	10.5691	2	0.8130	0	0.0000	239	97.1545	7	2.8455	246	58.30	41.70	ACL
VIII	CARMEN	224	B	597	121	33.4254	181	50.0000	21	5.8011	1	0.2762	21	5.8011	2	0.5525	2	0.5525	349	96.4088	13	3.5912	362	60.64	39.36	ACL
VIII	CARMEN	224	C1	598	128	38.0952	150	44.6429	22	6.5476	7	2.0833	16	4.7619	2	0.5952	0	0.0000	325	96.7262	11	3.2738	336	56.19	43.81	ACL
VIII	CARMEN	225	B	621	119	36.9565	147	45.6522	26	8.0745	4	1.2422	16	4.9689	2	0.6211	0	0.0000	314	97.5155	8	2.4845	322	51.86	48.14	ACL
VIII	CARMEN	225	C1	621	134	40.7295	144	43.7690	19	5.7751	4	1.2158	17	5.1672	2	0.6079	2	0.6079	322	97.8723	7	2.1277	329	52.98	47.02	ACL
VIII	CARMEN	236	B	676	171	50.2941	104	30.5882	39	11.4706	1	0.2941	9	2.6471	1	0.2941	1	0.2941	326	95.8824	14	4.1176	340	50.30	49.70	ACL
VIII	CARMEN	236	C1	677	160	44.4444	134	37.2222	43	11.9444	0	0.0000	11	3.0556	1	0.2778	1	0.2778	350	97.2222	10	2.7778	360	53.18	46.82	ACL
VIII	CARMEN	237	B	569	184	57.3209	95	29.5950	20	6.2305	0	0.0000	17	5.2960	0	0.0000	0	0.0000	316	98.4424	5	1.5576	321	56.42	43.58	ACL
VIII	CARMEN	237	C1	570	157	51.9868	96	31.7881	32	10.5960	2	0.6623	5	1.6556	1	0.3311	0	0.0000	293	97.0199	9	2.9801	302	52.99	47.01	ACL
VIII	CARMEN	239	B	471	131	48.5185	95	35.1852	16	5.9259	0	0.0000	12	4.4444	2	0.7407	4	1.4815	260	96.2963	10	3.7037	270	57.33	42.67	ACL
VIII	CARMEN	239	C1	471	114	45.2381	105	41.6667	7	2.7778	4	1.5873	13	5.1587	3	1.1905	0	0.0000	246	97.6190	6	2.3810	252	53.51	46.49	ACL

RESULTADO DEL CÓMPUTO DISTRITAL	20	2,472	2,527	401	44	339	35	16	5,834	179	6,013
CASILLAS ANULADAS	2	250	239	32	3	40	6	4	574	17	591
RESULTADOS MODIFICADOS	18	2,222	2,288	369	41	299	29	12	5,260	162	5,422

RESULTADOS ESTADÍSTICOS DEL CÓMPUTO DISTRITAL DE LA ELECCIÓN DE DIPUTADOS LOCALES

Proceso Electoral Estatal Ordinario 2009








Fuente: Acta de Escrutinio y Cómputo de Diputados Locales

DISTRITO ELECTORAL	MUNICIPIO	SECCIÓN	TIPO DE CASILLA	LISTA NOMINAL								VOTOS VÁLIDOS	VOTOS NULOS	VOTACION TOTAL	% DE PARTIC. CIUDADANA	% DE ABSTENC.											
IX	CARMEN	188	B	567	122	40.3974	123	40.7285	11	3.6424	3	0.9934	31	10.2649	3	0.9934	1	0.3311	294	97.3510	8	2.6490	302	53.27	46.73		
IX	CARMEN	188	C1	567	118	37.3418	143	45.2532	12	3.7975	1	0.3165	23	7.2785	3	0.9494	1	0.3165	301	95.2532	15	4.7468	316	55.74	44.26		
IX	CARMEN	188	C2	567	101	34.8276	149	51.3793	8	2.7586	2	0.6897	15	5.1724	5	1.7241	0	0.0000	280	96.5517	10	3.4483	290	51.15	48.85		
IX	CARMEN	197	B	626	102	32.0755	131	41.1950	14	4.4025	5	1.5723	29	9.1195	13	4.0881	2	0.6289	296	93.0818	22	6.9182	318	50.80	49.20		
IX	CARMEN	197	C1	626	116	34.4214	165	48.9614	20	5.9347	7	2.0772	16	4.7478	5	1.4837	1	0.2967	330	97.9228	7	2.0772	337	53.84	46.16		
IX	CARMEN	198	B	388	55	39.0071	46	32.6241	10	7.0922	3	2.1277	16	11.3475	2	1.4184	1	0.7092	133	94.3262	8	5.6738	141	36.35	63.65		
IX	CARMEN	199	B	552	94	30.0319	167	53.3546	19	6.0703	4	1.2780	19	6.0703	2	0.6390	3	0.9585	308	98.4026	5	1.5974	313	56.71	43.29		
IX	CARMEN	199	C1	553	105	36.5854	125	43.5540	13	4.5296	4	1.3937	27	9.4077	3	1.0453	1	0.3484	278	96.8641	9	3.1359	287	51.90	48.10		
IX	CARMEN	199	C2	553	91	35.0000	116	44.6154	24	9.2308	0	0.0000	18	6.9231	1	0.3846	2	0.7692	252	96.9231	8	3.0769	260	47.02	52.98		
IX	CARMEN	200	B	566	135	44.1176	118	38.5621	14	4.5752	3	0.9804	18	5.8824	3	0.9804	0	0.0000	291	95.0980	15	4.9020	306	54.07	45.93		
IX	CARMEN	200	C1	567	107	34.5161	148	47.7419	18	5.8065	2	0.6452	19	6.1290	5	1.6129	1	0.3226	300	96.7742	10	3.2258	310	54.68	45.32		
IX	CARMEN	201	B	449	78	32.9114	104	43.8819	19	8.0169	3	1.2658	18	7.5949	2	0.8439	1	0.4219	225	94.9367	12	5.0633	237	52.79	47.21		
IX	CARMEN	201	C1	450	87	39.7260	96	43.8356	9	4.1096	2	0.9132	15	6.8493	0	0.0000	0	0.0000	209	95.4338	10	4.5662	219	48.67	51.33		
IX	CARMEN	210	B	574	113	40.0709	129	45.7447	16	5.6738	5	1.7730	16	5.6738	3	1.0638	0	0.0000	282	100.0000	0	0.0000	282	49.13	50.87		
IX	CARMEN	210	C1	574	102	35.5401	128	44.5993	20	6.9686	4	1.3937	26	9.0592	2	0.6969	0	0.0000	282	98.2578	5	1.7422	287	50.00	50.00		
IX	CARMEN	210	C2	575	101	33.7793	130	43.4783	16	5.3512	1	0.3344	24	8.0268	3	1.0033	5	1.6722	280	93.6455	19	6.3545	299	52.00	48.00		
IX	CARMEN	211	B	743	136	33.6634	198	49.0099	24	5.9406	2	0.4950	24	5.9406	1	0.2475	3	0.7426	388	96.0396	16	3.9604	404	54.38	45.62		
IX	CARMEN	211	C1	744	136	33.8308	181	45.0249	31	7.7114	6	1.4925	28	6.9652	3	0.7463	2	0.4975	387	96.2687	15	3.7313	402	54.04	45.96		
IX	CARMEN	212	B	383	69	31.0811	100	45.0450	21	9.4595	4	1.8018	18	8.1081	3	1.3514	0	0.0000	215	96.8468	7	3.1532	222	57.97	42.03		
IX	CARMEN	212	C1	383	66	33.1658	88	44.2211	14	7.0352	3	1.5075	19	9.5477	2	1.0050	0	0.0000	192	96.4824	7	3.5176	199	51.96	48.04		
IX	CARMEN	213	B	494	113	39.7887	101	35.5634	28	9.8592	0	0.0000	26	9.1549	2	0.7042	3	1.0563	273	96.1268	11	3.8732	284	57.49	42.51		
IX	CARMEN	213	C1	494	113	41.8519	88	32.5926	26	9.6296	5	1.8519	24	8.8889	0	0.0000	2	0.7407	258	95.5556	12	4.4444	270	54.66	45.34		
RESULTADO DEL CÓMPUTO DISTRITAL					22	11,995	2,260	35.9586	2,774	44.1368	387	6.1575	69	1.0979	469	7.4622	66	1.0501	29	0.4614	6,054	96.3246	231	3.6754	6,285	52.40	47.60

RESULTADOS ESTADÍSTICOS DEL CÓMPUTO DISTRITAL DE LA ELECCIÓN DE DIPUTADOS LOCALES

Proceso Electoral Estatal Ordinario 2009








Fuente: Acta de Escrutinio y Cómputo de Diputados Locales
Acta de Escrutinio y Cómputo de la casilla levantada en el consejo distrital (ACL)

DISTRITO ELECTORAL	MUNICIPIO	SECCIÓN	TIPO DE CASILLA	LISTA NOMINAL								VOTOS VÁLIDOS	VOTOS NULOS	VOTACION TOTAL	% DE PARTIC. CIUDADANA	% DE ABSTENC.									
X	CARMEN	183	B	593	119	41.3194	130	45.1389	6	2.0833	8	2.7778	12	4.1667	7	2.4306	0	0.0000	282	97.9167	6	2.0833	288	48.57	51.43
X	CARMEN	183	C1	593	115	41.5162	121	43.6823	10	3.6101	7	2.5271	12	4.3321	4	1.4440	1	0.3610	270	97.4729	7	2.5271	277	46.72	53.28
X	CARMEN	183	C2	594	113	40.9420	133	48.1884	5	1.8116	2	0.7246	15	5.4348	8	2.8986	0	0.0000	276	100.0000	0	0.0000	276	46.47	53.53
X	CARMEN	183	C3	594	115	46.0000	104	41.6000	6	2.4000	4	1.6000	10	4.0000	4	1.6000	0	0.0000	243	97.2000	7	2.8000	250	42.09	57.91
X	CARMEN	184	B	627	132	45.5172	112	38.6207	8	2.7586	11	3.7931	11	3.7931	4	1.3793	2	0.6897	280	96.5517	10	3.4483	290	46.26	53.74
X	CARMEN	184	C1	628	133	44.9324	127	42.9054	4	1.3514	12	4.0541	14	4.7297	0	0.0000	0	0.0000	290	97.9730	6	2.0270	296	47.14	52.86
X	CARMEN	184	C2	628	150	49.6689	98	32.4503	7	2.3179	13	4.3046	17	5.6291	2	0.6623	2	0.6623	289	95.6954	13	4.3046	302	48.09	51.91
X	CARMEN	184	C3	628	118	40.2730	123	41.9795	7	2.3891	10	3.4130	12	4.0956	6	2.0478	0	0.0000	276	94.1980	17	5.8020	293	46.66	53.34
X	CARMEN	184	C4	628	148	44.5783	127	38.2530	5	1.5060	8	2.4096	23	6.9277	2	0.6024	4	1.2048	317	95.4819	15	4.5181	332	52.87	47.13
X	CARMEN	185	B	727	124	37.4622	167	50.4532	4	1.2085	10	3.0211	15	4.5317	2	0.6042	0	0.0000	322	97.2810	9	2.7190	331	45.53	54.47
X	CARMEN	185	C1	728	116	37.0607	149	47.6038	2	0.6390	4	1.2780	10	3.1949	1	0.3195	2	0.6390	284	90.7348	29	9.2652	313	43.00	57.00
X	CARMEN	185	C2	728	126	38.8889	160	49.3827	8	2.4691	9	2.7778	13	4.0123	3	0.9259	2	0.6173	321	99.0741	3	0.9259	324	44.51	55.49
X	CARMEN	186	B	650	171	51.3514	124	37.2372	7	2.1021	1	0.3003	17	5.1051	5	1.5015	1	0.3003	326	97.8979	7	2.1021	333	51.24	48.76
X	CARMEN	186	C1	651	153	42.9775	162	45.5056	3	0.8427	5	1.4045	16	4.4944	5	1.4045	0	0.0000	344	96.6292	12	3.3708	356	54.69	45.31
X	CARMEN	187	B	519	116	41.2811	127	45.1957	6	2.1352	2	0.7117	13	4.6263	3	1.0676	3	1.0676	270	96.0854	11	3.9146	281	54.15	45.85
X	CARMEN	187	C1	519	108	43.3735	110	44.1767	6	2.4096	4	1.6064	18	7.2289	2	0.8032	1	0.4016	249	100.0000	0	0.0000	249	47.98	52.02
X	CARMEN	187	C2	519	106	42.2311	117	46.6135	8	3.1873	4	1.5936	13	5.1793	3	1.1952	0	0.0000	251	100.0000	0	0.0000	251	48.37	51.63
X	CARMEN	189	B	727	165	45.3297	150	41.2088	8	2.1978	1	0.2747	29	7.9670	1	0.2747	2	0.5495	356	97.8022	8	2.1978	364	50.07	49.93
X	CARMEN	189	C1	728	158	41.2533	168	43.8642	2	0.5222	2	0.5222	45	11.7493	4	1.0444	4	1.0444	383	100.0000	0	0.0000	383	52.61	47.39
X	CARMEN	190	B	657	125	40.4531	141	45.6311	5	1.6181	5	1.6181	16	5.1780	3	0.9709	2	0.6472	297	96.1165	12	3.8835	309	47.04	52.96
X	CARMEN	190	C1	658	109	35.2751	152	49.1909	8	2.5890	1	0.3236	23	7.4434	2	0.6472	4	1.2945	299	96.7638	10	3.2362	309	46.97	53.03
X	CARMEN	191	B	591	137	44.6254	143	46.5798	6	1.9544	4	1.3029	10	3.2573	1	0.3257	1	0.3257	302	98.3713	5	1.6287	307	51.95	48.05
X	CARMEN	191	C1	592	142	47.0199	127	42.0530	4	1.3245	4	1.3245	11	3.6424	3	0.9934	1	0.3311	292	96.6887	10	3.3113	302	51.02	48.98
X	CARMEN	191	C2	592	144	46.4516	135	43.5484	7	2.2581	3	0.9677	9	2.9032	4	1.2903	0	0.0000	302	97.4194	8	2.5806	310	52.37	47.63
X	CARMEN	192	B	696	124	43.3566	129	45.1049	7	2.4476	10	3.4965	9	3.1469	3	1.0490	1	0.3497	283	98.9510	3	1.0490	286	41.10	58.90

RESULTADOS ESTADÍSTICOS DEL CÓMPUTO DISTRITAL DE LA ELECCIÓN DE DIPUTADOS LOCALES

Proceso Electoral Estatal Ordinario 2009

Fuente: Acta de Escrutinio y Cómputo de Diputados Locales
Acta de Escrutinio y Cómputo de la casilla levantada en el consejo distrital (ACL)

DISTRITO ELECTORAL	MUNICIPIO	SECCIÓN	TIPO DE CASILLA	LISTA NOMINAL								VOTOS VÁLIDOS	VOTOS NULOS	VOTACION TOTAL	% DE PARTIC. CIUDADANA	% DE ABSTENC.									
X	CARMEN	192	C1	696	148	44.3114	154	46.1078	6	1.7964	6	1.7964	13	3.8922	5	1.4970	0	0.0000	332	99.4012	2	0.5988	334	47.99	52.01
X	CARMEN	193	B	661	122	36.4179	178	53.1343	5	1.4925	6	1.7910	14	4.1791	1	0.2985	2	0.5970	328	97.9104	7	2.0896	335	50.69	49.31
X	CARMEN	194	B	632	124	40.3909	146	47.5570	3	0.9772	0	0.0000	17	5.5375	3	0.9772	1	0.3257	294	95.7655	13	4.2345	307	48.58	51.42
X	CARMEN	194	C1	633	130	41.6667	142	45.5128	6	1.9231	2	0.6410	13	4.1667	7	2.2436	1	0.3205	301	96.4744	11	3.5256	312	49.29	50.71
X	CARMEN	195	B	614	116	39.5904	148	50.5119	4	1.3652	3	1.0239	10	3.4130	4	1.3652	1	0.3413	286	97.6109	7	2.3891	293	47.72	52.28
X	CARMEN	195	C1	615	101	31.3665	165	51.2422	7	2.1739	8	2.4845	20	6.2112	4	1.2422	0	0.0000	305	94.7205	17	5.2795	322	52.36	47.64
X	CARMEN	196	B	705	123	33.9779	192	53.0387	4	1.1050	6	1.6575	10	2.7624	3	0.8287	2	0.5525	340	93.9227	22	6.0773	362	51.35	48.65
X	CARMEN	196	C1	705	135	40.1786	156	46.4286	2	0.5952	5	1.4881	15	4.4643	4	1.1905	1	0.2976	318	94.6429	18	5.3571	336	47.66	52.34
X	CARMEN	202	B	561	145	43.8066	166	50.1511	1	0.3021	2	0.6042	8	2.4169	2	0.6042	0	0.0000	324	97.8852	7	2.1148	331	59.01	40.99
X	CARMEN	202	C1	562	148	44.5783	140	42.1687	7	2.1084	5	1.5060	20	6.0241	3	0.9036	2	0.6024	325	97.8916	7	2.1084	332	59.08	40.92
X	CARMEN	202	C2	562	115	41.2186	134	48.0287	3	1.0753	3	1.0753	12	4.3011	1	0.3584	3	1.0753	271	97.1326	8	2.8674	279	49.65	50.35
X	CARMEN	203	B	720	143	40.6250	174	49.4318	8	2.2727	5	1.4205	12	3.4091	2	0.5682	1	0.2841	345	98.0114	7	1.9886	352	48.89	51.11
X	CARMEN	203	C1	720	158	46.4706	153	45.0000	7	2.0588	7	2.0588	14	4.1176	0	0.0000	1	0.2941	340	100.0000	0	0.0000	340	47.23	52.77
X	CARMEN	204	B	378	89	38.6957	110	47.8261	4	1.7391	1	0.4348	13	5.6522	1	0.4348	2	0.8696	220	95.6522	10	4.3478	230	60.85	39.15
X	CARMEN	204	C1	379	93	42.4658	99	45.2055	3	1.3699	6	2.7397	8	3.6530	2	0.9132	0	0.0000	211	96.3470	8	3.6530	219	57.79	42.21
X	CARMEN	205	B	655	128	39.3846	140	43.0769	5	1.5385	6	1.8462	11	3.3846	22	6.7692	1	0.3077	313	96.3077	12	3.6923	325	49.62	50.38
X	CARMEN	205	C1	656	128	39.7516	151	46.8944	3	0.9317	4	1.2422	12	3.7267	13	4.0373	1	0.3106	312	96.8944	10	3.1056	322	49.09	50.91
X	CARMEN	205	C2	656	120	39.0879	137	44.6254	7	2.2801	7	2.2801	9	2.9316	18	5.8632	0	0.0000	298	97.0684	9	2.9316	307	46.80	53.20
X	CARMEN	205	C3	656	130	38.9222	150	44.9102	4	1.1976	3	0.8982	13	3.8922	28	8.3832	0	0.0000	328	98.2036	6	1.7964	334	50.92	49.08
X	CARMEN	205	C4	656	125	42.8082	133	45.5479	5	1.7123	3	1.0274	10	3.4247	12	4.1096	2	0.6849	290	99.3151	2	0.6849	292	44.52	55.48
X	CARMEN	205	C5	656	132	40.0000	138	41.8182	10	3.0303	7	2.1212	13	3.9394	17	5.1515	1	0.3030	318	96.3636	12	3.6364	330	50.31	49.69
X	CARMEN	206	B	599	116	34.4214	178	52.8190	8	2.3739	4	1.1869	17	5.0445	3	0.8902	4	1.1869	330	97.9228	7	2.0772	337	56.27	43.73
X	CARMEN	206	C1	599	148	44.9848	144	43.7690	1	0.3040	4	1.2158	19	5.7751	2	0.6079	3	0.9119	321	97.5684	8	2.4316	329	54.93	45.07
X	CARMEN	206	C2	599	125	39.8089	155	49.3631	5	1.5924	2	0.6369	17	5.4140	2	0.6369	4	1.2739	310	98.7261	4	1.2739	314	52.43	47.57
X	CARMEN	206	C3	599	116	37.0607	153	48.8818	7	2.2364	2	0.6390	24	7.6677	2	0.6390	3	0.9585	307	98.0831	6	1.9169	313	52.26	47.74
X	CARMEN	207	B	697	154	43.6261	157	44.4759	6	1.6997	6	1.6997	16	4.5326	3	0.8499	0	0.0000	342	96.8839	11	3.1161	353	50.65	49.35

ACL

RESULTADOS ESTADÍSTICOS DEL CÓMPUTO DISTRITAL DE LA ELECCIÓN DE DIPUTADOS LOCALES

Proceso Electoral Estatal Ordinario 2009

Fuente: Acta de Escrutinio y Cómputo de Diputados Locales
Acta de Escrutinio y Cómputo de la casilla levantada en el consejo distrital (ACL)

DISTRITO ELECTORAL	MUNICIPIO	SECCIÓN	TIPO DE CASILLA	LISTA NOMINAL								VOTOS VÁLIDOS	VOTOS NULOS	VOTACION TOTAL	% DE PARTIC. CIUDADANA	% DE ABSTENC.
--------------------	-----------	---------	-----------------	---------------	---	---	---	--	---	---	---	---------------	-------------	----------------	------------------------	---------------

X	CARMEN	207	C1	698	142	41.7647	167	49.1176	3	0.8824	4	1.1765	12	3.5294	3	0.8824	2	0.5882	333	97.9412	7	2.0588	340	48.72	51.28
X	CARMEN	208	B	735	162	40.7035	176	44.2211	8	2.0101	10	2.5126	24	6.0302	6	1.5075	3	0.7538	389	97.7387	9	2.2613	398	54.15	45.85
X	CARMEN	208	C1	736	144	36.5482	185	46.9543	11	2.7919	5	1.2690	22	5.5838	4	1.0152	5	1.2690	376	95.4315	18	4.5685	394	53.54	46.46
X	CARMEN	209	B	743	151	34.0090	220	49.5495	5	1.1261	7	1.5766	25	5.6306	3	0.6757	5	1.1261	416	93.6937	28	6.3063	444	59.76	40.24
X	CARMEN	209	C1	744	161	39.3643	185	45.2323	7	1.7115	6	1.4670	28	6.8460	3	0.7335	4	0.9780	394	96.3325	15	3.6675	409	54.98	45.02








RESULTADO DEL CÓMPUTO DISTRITAL	56	7,339	8,162	314	289	864	265	88	17,321	516	17,837
CASILLAS ANULADAS	6	812	856	31	26	116	39	9		36	
RESULTADOS MODIFICADOS	50	6,527	7,306	283	263	748	226	79	15,432	480	15,912

RESULTADOS ESTADÍSTICOS DEL CÓMPUTO DISTRITAL DE LA ELECCIÓN DE DIPUTADOS LOCALES

Proceso Electoral Estatal Ordinario 2009

Fuente: Acta de Escrutinio y Cómputo de Diputados Locales

Acta de Escrutinio y Cómputo de la casilla levantada en el consejo distrital (ACL)








DISTRITO ELECTORAL	MUNICIPIO	SECCIÓN	TIPO DE CASILLA	LISTA NOMINAL								VOTOS VÁLIDOS	VOTOS NULOS	VOTACION TOTAL	% DE PARTIC. CIUDADANA	% DE ABSTENC.									
XI	CARMEN	217	B	645	120	35.9281	160	47.9042	19	5.6886	3	0.8982	16	4.7904	4	1.1976	3	0.8982	325	97.3054	9	2.6946	334	51.79	48.21
XI	CARMEN	217	C1	646	135	39.2442	173	50.2907	5	1.4535	6	1.7442	12	3.4884	2	0.5814	0	0.0000	333	96.8023	11	3.1977	344	53.26	46.74
XI	CARMEN	218	B	688	129	38.7387	140	42.0420	6	1.8018	6	1.8018	27	8.1081	7	2.1021	2	0.6006	317	95.1952	16	4.8048	333	48.41	51.59
XI	CARMEN	218	C1	689	154	42.4242	154	42.4242	8	2.2039	6	1.6529	22	6.0606	5	1.3774	1	0.2755	350	96.4187	13	3.5813	363	52.69	47.31
XI	CARMEN	219	B	547	121	38.1703	163	51.4196	3	0.9464	2	0.6309	16	5.0473	2	0.6309	0	0.0000	307	96.8454	10	3.1546	317	57.96	42.04
XI	CARMEN	220	B	674	152	36.3636	205	49.0431	16	3.8278	3	0.7177	22	5.2632	3	0.7177	0	0.0000	401	95.9330	17	4.0670	418	62.02	37.98
XI	CARMEN	226	B	572	118	41.9929	126	44.8399	5	1.7794	5	1.7794	13	4.6263	1	0.3559	3	1.0676	271	96.4413	10	3.5587	281	49.13	50.87
XI	CARMEN	226	C1	572	139	48.6014	110	38.4615	16	5.5944	1	0.3497	11	3.8462	1	0.3497	0	0.0000	278	97.2028	8	2.7972	286	50.00	50.00
XI	CARMEN	227	B	710	128	36.8876	182	52.4496	13	3.7464	3	0.8646	12	3.4582	1	0.2882	2	0.5764	341	98.2709	6	1.7291	347	48.88	51.12
XI	CARMEN	227	C1	711	131	33.5897	193	49.4872	14	3.5897	3	0.7692	25	6.4103	4	1.0256	3	0.7692	373	95.6410	17	4.3590	390	54.86	45.14
XI	CARMEN	228	B	491	95	37.8486	130	51.7928	4	1.5936	2	0.7968	12	4.7809	2	0.7968	1	0.3984	246	98.0080	5	1.9920	251	51.13	48.87
XI	CARMEN	228	C1	491	94	38.3673	118	48.1633	7	2.8571	1	0.4082	8	3.2653	10	4.0816	0	0.0000	238	97.1429	7	2.8571	245	49.90	50.10
XI	CARMEN	229	B	735	135	39.3586	165	48.1050	8	2.3324	4	1.1662	18	5.2478	6	1.7493	1	0.2915	337	98.2507	6	1.7493	343	46.67	53.33
XI	CARMEN	229	C1	735	132	39.6396	167	50.1502	5	1.5015	1	0.3003	14	4.2042	5	1.5015	3	0.9009	327	98.1982	6	1.8018	333	45.31	54.69
XI	CARMEN	229	C2	736	117	33.2386	180	51.1364	6	1.7045	4	1.1364	21	5.9659	5	1.4205	4	1.1364	337	95.7386	15	4.2614	352	47.83	52.17
XI	CARMEN	229	C3	736	128	40.0000	151	47.1875	7	2.1875	5	1.5625	16	5.0000	7	2.1875	0	0.0000	314	98.1250	6	1.8750	320	43.48	56.52
XI	CARMEN	229	C4	736	130	39.7554	149	45.5657	8	2.4465	3	0.9174	13	3.9755	5	1.5291	5	1.5291	313	95.7187	14	4.2813	327	44.43	55.57
XI	CARMEN	229	C5	736	139	40.2899	165	47.8261	7	2.0290	4	1.1594	10	2.8986	7	2.0290	1	0.2899	333	96.5217	12	3.4783	345	46.88	53.12
XI	CARMEN	229	C6	736	120	37.8549	162	51.1041	8	2.5237	2	0.6309	12	3.7855	3	0.9464	2	0.6309	309	97.4763	8	2.5237	317	43.08	56.92
XI	CARMEN	229	C7	736	107	35.1974	167	54.9342	6	1.9737	0	0.0000	13	4.2763	7	2.3026	4	1.3158	304	100.0000	0	0.0000	304	41.31	58.69
XI	CARMEN	229	C8	736	130	41.6667	141	45.1923	7	2.2436	1	0.3205	13	4.1667	10	3.2051	3	0.9615	305	97.7564	7	2.2436	312	42.40	57.60
XI	CARMEN	229	C9	736	142	44.0994	128	39.7516	17	5.2795	4	1.2422	17	5.2795	3	0.9317	1	0.3106	312	96.8944	10	3.1056	322	43.75	56.25
XI	CARMEN	229	C10	736	120	36.6972	163	49.8471	8	2.4465	5	1.5291	18	5.5046	4	1.2232	3	0.9174	321	98.1651	6	1.8349	327	44.43	55.57
XI	CARMEN	229	C11	736	118	35.3293	171	51.1976	8	2.3952	3	0.8982	15	4.4910	8	2.3952	3	0.8982	326	97.6048	8	2.3952	334	45.39	54.61
XI	CARMEN	229	C12	736	127	38.3686	153	46.2236	6	1.8127	4	1.2085	25	7.5529	5	1.5106	3	0.9063	323	97.5831	8	2.4169	331	44.98	55.02
XI	CARMEN	229	C13	736	123	37.1601	160	48.3384	8	2.4169	9	2.7190	12	3.6254	0	0.0000	0	0.0000	312	94.2598	19	5.7402	331	44.98	55.02

RESULTADOS ESTADÍSTICOS DEL CÓMPUTO DISTRITAL DE LA ELECCIÓN DE DIPUTADOS LOCALES

Proceso Electoral Estatal Ordinario 2009

Fuente: Acta de Escrutinio y Cómputo de Diputados Locales

Acta de Escrutinio y Cómputo de la casilla levantada en el consejo distrital (ACL)

DISTRITO ELECTORAL	MUNICIPIO	SECCIÓN	TIPO DE CASILLA	LISTA NOMINAL								VOTOS VÁLIDOS	VOTOS NULOS	VOTACION TOTAL	% DE PARTIC. CIUDADANA	% DE ABSTENC.									
XI	CARMEN	229	C14	736	145	45.1713	132	41.1215	5	1.5576	6	1.8692	10	3.1153	10	3.1153	3	0.9346	311	96.8847	10	3.1153	321	43.62	56.38
XI	CARMEN	229	C15	736	118	36.6460	160	49.6894	7	2.1739	7	2.1739	16	4.9689	10	3.1056	1	0.3106	319	99.0683	3	0.9317	322	43.75	56.25
XI	CARMEN	230	B	689	104	31.4199	193	58.3082	8	2.4169	6	1.8127	15	4.5317	4	1.2085	1	0.3021	331	100.0000	0	0.0000	331	48.05	51.95
XI	CARMEN	230	C1	689	129	40.6940	153	48.2650	13	4.1009	2	0.6309	6	1.8927	3	0.9464	2	0.6309	308	97.1609	9	2.8391	317	46.01	53.99
XI	CARMEN	230	C2	689	125	37.0920	163	48.3680	8	2.3739	7	2.0772	17	5.0445	10	2.9674	3	0.8902	333	98.8131	4	1.1869	337	48.92	51.08
XI	CARMEN	230	C3	689	126	34.9030	193	53.4626	16	4.4321	4	1.1080	9	2.4931	4	1.1080	0	0.0000	352	97.5069	9	2.4931	361	52.40	47.60
XI	CARMEN	230	C4	690	121	38.5350	155	49.3631	12	3.8217	6	1.9108	8	2.5478	3	0.9554	0	0.0000	305	97.1338	9	2.8662	314	45.51	54.49
XI	CARMEN	230	C5	690	135	37.2928	177	48.8950	12	3.3149	8	2.2099	16	4.4199	7	1.9337	0	0.0000	355	98.0663	7	1.9337	362	52.47	47.53
XI	CARMEN	230	C6	690	108	33.7500	172	53.7500	8	2.5000	4	1.2500	19	5.9375	1	0.3125	0	0.0000	312	97.5000	8	2.5000	320	46.38	53.62
XI	CARMEN	230	C7	690	111	34.2593	160	49.3827	15	4.6296	5	1.5432	15	4.6296	8	2.4691	6	1.8519	320	98.7654	4	1.2346	324	46.96	53.04
XI	CARMEN	231	B	537	126	45.4874	121	43.6823	5	1.8051	5	1.8051	7	2.5271	4	1.4440	0	0.0000	268	96.7509	9	3.2491	277	51.59	48.41
XI	CARMEN	231	C1	537	113	44.4882	127	50.0000	3	1.1811	4	1.5748	4	1.5748	1	0.3937	0	0.0000	252	99.2126	2	0.7874	254	47.30	52.70
XI	CARMEN	231	C2	537	110	42.8016	117	45.5253	7	2.7237	3	1.1673	9	3.5019	4	1.5564	1	0.3891	251	97.6654	6	2.3346	257	47.86	52.14
XI	CARMEN	232	B	603	126	41.8605	133	44.1860	15	4.9834	0	0.0000	17	5.6478	2	0.6645	3	0.9967	296	98.3389	5	1.6611	301	49.92	50.08
XI	CARMEN	232	C1	604	112	36.7213	153	50.1639	11	3.6066	1	0.3279	15	4.9180	5	1.6393	2	0.6557	299	98.0328	6	1.9672	305	50.50	49.50
XI	CARMEN	232	C2	604	123	39.0476	151	47.9365	9	2.8571	5	1.5873	12	3.8095	4	1.2698	2	0.6349	306	97.1429	9	2.8571	315	52.16	47.84
XI	CARMEN	233	B	656	125	38.6997	158	48.9164	8	2.4768	3	0.9288	8	2.4768	7	2.1672	7	2.1672	316	97.8328	7	2.1672	323	49.24	50.76
XI	CARMEN	233	C1	656	109	36.3333	144	48.0000	10	3.3333	2	0.6667	11	3.6667	12	4.0000	0	0.0000	288	96.0000	12	4.0000	300	45.74	54.26
XI	CARMEN	233	C2	657	108	32.7273	185	56.0606	15	4.5455	1	0.3030	19	5.7576	1	0.3030	1	0.3030	330	100.0000	0	0.0000	330	50.23	49.77
XI	CARMEN	234	B	602	105	37.9061	134	48.3755	9	3.2491	4	1.4440	15	5.4152	2	0.7220	2	0.7220	271	97.8339	6	2.1661	277	46.02	53.98
XI	CARMEN	234	C1	602	86	31.7343	136	50.1845	13	4.7970	8	2.9520	10	3.6900	5	1.8450	1	0.3690	259	95.5720	12	4.4280	271	45.02	54.98
XI	CARMEN	234	C2	602	99	34.8592	144	50.7042	9	3.1690	5	1.7606	16	5.6338	0	0.0000	1	0.3521	274	96.4789	10	3.5211	284	47.18	52.82
XI	CARMEN	235	B	619	104	39.2453	131	49.4340	7	2.6415	4	1.5094	15	5.6604	2	0.7547	2	0.7547	265	100.0000	0	0.0000	265	42.82	57.18
XI	CARMEN	235	C1	619	156	45.0867	145	41.9075	4	1.1561	7	2.0231	16	4.6243	5	1.4451	2	0.5780	335	96.8208	11	3.1792	346	55.90	44.10
XI	CARMEN	240	B	718	121	42.6056	121	42.6056	10	3.5211	7	2.4648	13	4.5775	3	1.0563	0	0.0000	275	96.8310	6	3.1690	284	39.56	60.44
XI	CARMEN	240	C1	719	134	43.9344	137	44.9180	12	3.9344	0	0.0000	12	3.9344	1	0.3279	1	0.3279	297	97.3770	8	2.6230	305	42.43	57.57

ACL








ACL

RESULTADOS ESTADÍSTICOS DEL CÓMPUTO DISTRITAL DE LA ELECCIÓN DE DIPUTADOS LOCALES

Proceso Electoral Estatal Ordinario 2009

Fuente: Acta de Escrutinio y Cómputo de Diputados Locales

Acta de Escrutinio y Cómputo de la casilla levantada en el consejo distrital (ACL)


DISTRITO ELECTORAL	MUNICIPIO	SECCIÓN	TIPO DE CASILLA	LISTA NOMINAL								VOTOS VÁLIDOS	VOTOS NULOS	VOTACION TOTAL	% DE PARTIC. CIUDADANA	% DE ABSTENC.									
XI	CARMEN	241	B	687	125	39.1850	155	48.5893	11	3.4483	6	1.8809	13	4.0752	3	0.9404	0	0.0000	313	98.1191	6	1.8809	319	46.44	53.56
XI	CARMEN	241	C1	688	119	37.5394	160	50.4732	14	4.4164	4	1.2618	11	3.4700	1	0.3155	2	0.6309	311	98.1073	6	1.8927	317	46.08	53.92
XI	CARMEN	242	B	704	119	38.2637	130	41.8006	30	9.6463	5	1.6077	11	3.5370	3	0.9646	0	0.0000	298	95.8199	13	4.1801	311	44.18	55.82
XI	CARMEN	242	C1	705	101	33.8926	127	42.6174	35	11.7450	3	1.0067	15	5.0336	1	0.3356	2	0.6711	284	95.3020	14	4.6980	298	42.27	57.73
XI	CARMEN	243	B	622	94	34.1818	138	50.1818	18	6.5455	3	1.0909	12	4.3636	1	0.3636	2	0.7273	268	97.4545	7	2.5455	275	44.22	55.78
XI	CARMEN	243	C1	623	103	35.5172	142	48.9655	14	4.8276	5	1.7241	16	5.5172	1	0.3448	0	0.0000	281	96.8966	9	3.1034	290	46.55	53.45
XI	CARMEN	243	C2	623	70	26.0223	128	47.5836	14	5.2045	3	1.1152	14	5.2045	4	1.4870	4	1.4870	237	88.1041	32	11.8959	269	43.18	56.82
XI	CARMEN	244	B	691	110	37.6712	132	45.2055	10	3.4247	11	3.7671	18	6.1644	5	1.7123	3	1.0274	289	98.9726	3	1.0274	292	42.26	57.74
XI	CARMEN	244	C1	691	128	43.3898	134	45.4237	6	2.0339	7	2.3729	8	2.7119	2	0.6780	4	1.3559	289	97.9661	6	2.0339	295	42.70	57.30
XI	CARMEN	244	C2	692	103	41.2000	121	48.4000	1	0.4000	3	1.2000	8	3.2000	1	0.4000	1	0.4000	247	98.8000	3	1.2000	250	36.13	63.87
XI	CARMEN	244	C3	692	109	41.1321	120	45.2830	5	1.8868	3	1.1321	7	2.6415	4	1.5094	0	0.0000	248	93.5849	17	6.4151	265	38.30	61.70
XI	CARMEN	244	C4	692	127	48.2890	119	45.2471	6	2.2814	2	0.7605	6	2.2814	3	1.1407	0	0.0000	263	100.0000	0	0.0000	263	38.01	61.99
XI	CARMEN	244	C5	692	107	38.3513	148	53.0466	7	2.5090	4	1.4337	4	1.4337	6	2.1505	0	0.0000	276	98.9247	3	1.0753	279	40.32	59.68
XI	CARMEN	244	C6	692	121	44.8148	112	41.4815	7	2.5926	12	4.4444	5	1.8519	6	2.2222	1	0.3704	264	97.7778	6	2.2222	270	39.02	60.98
XI	CARMEN	244	C7	692	117	38.8704	143	47.5083	12	3.9867	3	0.9967	7	2.3256	8	2.6578	4	1.3289	294	97.6744	7	2.3256	301	43.50	56.50
XI	CARMEN	244	C8	692	117	42.7007	136	49.6350	6	2.1898	5	1.8248	4	1.4599	5	1.8248	1	0.3650	274	100.0000	0	0.0000	274	39.60	60.40
XI	CARMEN	245	B	701	112	35.4430	140	44.3038	31	9.8101	3	0.9494	16	5.0633	2	0.6329	2	0.6329	306	96.8354	10	3.1646	316	45.08	54.92
XI	CARMEN	245	C1	702	110	31.8841	172	49.8551	26	7.5362	3	0.8696	13	3.7681	5	1.4493	3	0.8696	332	96.2319	13	3.7681	345	49.15	50.85
XI	CARMEN	246	B	645	114	35.8491	144	45.2830	16	5.0314	12	3.7736	16	5.0314	2	0.6289	5	1.5723	309	97.1698	9	2.8302	318	49.31	50.69
XI	CARMEN	246	C1	646	108	35.5263	149	49.0132	14	4.6053	8	2.6316	9	2.9605	3	0.9868	5	1.6447	296	97.3684	8	2.6316	304	47.06	52.94
XI	CARMEN	247	B	589	143	45.6869	131	41.8530	11	3.5144	8	2.5559	9	2.8754	1	0.3195	1	0.3195	304	97.1246	9	2.8754	313	53.15	46.85
XI	CARMEN	247	C1	590	133	43.8944	141	46.5347	13	4.2904	8	2.6403	6	1.9802	1	0.3300	1	0.3300	303	100.0000	0	0.0000	303	51.36	48.64
XI	CARMEN	248	B	641	121	39.6721	140	45.9016	21	6.8852	9	2.9508	3	0.9836	0	0.0000	1	0.3279	295	96.7213	10	3.2787	305	47.59	52.41
XI	CARMEN	248	C1	641	95	34.5455	125	45.4545	17	6.1818	11	4.0000	13	4.7273	5	1.8182	0	0.0000	266	96.7273	9	3.2727	275	42.91	57.09
XI	CARMEN	249	B	684	149	47.7564	130	41.6667	10	3.2051	3	0.9615	10	3.2051	2	0.6410	0	0.0000	304	97.4359	8	2.5641	312	45.62	54.38
XI	CARMEN	249	C1	684	138	44.5161	134	43.2258	13	4.1935	3	0.9677	9	2.9032	3	0.9677	1	0.3226	301	97.0968	9	2.9032	310	45.33	54.67

RESULTADOS ESTADÍSTICOS DEL CÓMPUTO DISTRITAL DE LA ELECCIÓN DE DIPUTADOS LOCALES

Proceso Electoral Estatal Ordinario 2009

Fuente: Acta de Escrutinio y Cómputo de Diputados Locales

Acta de Escrutinio y Cómputo de la casilla levantada en el consejo distrital (ACL)

DISTRITO ELECTORAL	MUNICIPIO	SECCIÓN	TIPO DE CASILLA	LISTA NOMINAL								VOTOS VÁLIDOS	VOTOS NULOS	VOTACION TOTAL	% DE PARTIC. CIUDADANA	% DE ABSTENC.									
XI	CARMEN	249	C2	685	182	50.0000	132	36.2637	20	5.4945	9	2.4725	9	2.4725	2	0.5495	1	0.2747	355	97.5275	9	2.4725	364	53.14	46.86
XI	CARMEN	263	B	411	167	56.8027	112	38.0952	4	1.3605	1	0.3401	2	0.6803	6	2.0408	0	0.0000	292	99.3197	2	0.6803	294	71.54	28.46
XI	CARMEN	263	C1	411	136	46.8966	137	47.2414	0	0.0000	2	0.6897	3	1.0345	2	0.6897	0	0.0000	280	96.5517	10	3.4483	290	70.56	29.44
XI	CARMEN	264	B	357	79	30.9804	144	56.4706	8	3.1373	1	0.3922	1	0.3922	1	0.3922	0	0.0000	234	91.7647	21	8.2353	255	71.43	28.57
XI	CARMEN	264	E1	141	72	72.0000	26	26.0000	0	0.0000	0	0.0000	0	0.0000	0	0.0000	0	0.0000	98	98.0000	2	2.0000	100	70.93	29.07
XI	CARMEN	265	B	578	141	37.8016	195	52.2788	15	4.0214	1	0.2681	5	1.3405	8	2.1448	2	0.5362	367	98.3914	6	1.6086	373	64.54	35.46
XI	CARMEN	265	C1	578	148	41.3408	191	53.3520	11	3.0726	3	0.8380	3	0.8380	2	0.5587	0	0.0000	358	100.0000	0	0.0000	358	61.94	38.06
XI	CARMEN	265	C2	579	154	38.6935	228	57.2864	2	0.5025	1	0.2513	2	0.5025	2	0.5025	0	0.0000	389	97.7387	9	2.2613	398	68.74	31.26
XI	CARMEN	266	B	735	183	37.4233	273	55.8282	17	3.4765	0	0.0000	8	1.6360	1	0.2045	2	0.4090	484	98.9775	5	1.0225	489	66.54	33.46
XI	CARMEN	266	C1	736	200	42.5532	243	51.7021	11	2.3404	2	0.4255	8	1.7021	0	0.0000	0	0.0000	464	98.7234	6	1.2766	470	63.86	36.14
XI	CARMEN	267	B	647	283	64.3182	120	27.2727	11	2.5000	2	0.4545	5	1.1364	11	2.5000	0	0.0000	432	98.1818	8	1.8182	440	68.01	31.99
XI	CARMEN	267	C1	648	254	59.0698	148	34.4186	3	0.6977	0	0.0000	6	1.3953	12	2.7907	0	0.0000	423	98.3721	7	1.6279	430	66.36	33.64
XI	CARMEN	267	C2	648	243	56.1201	143	33.0254	6	1.3857	2	0.4619	4	0.9238	13	3.0023	0	0.0000	411	94.9192	22	5.0808	433	66.83	33.17
XI	CARMEN	267	C3	648	250	58.6854	145	34.0376	7	1.6432	1	0.2347	7	1.6432	10	2.3474	0	0.0000	420	98.5915	6	1.4085	426	65.75	34.25
XI	CARMEN	268	B	571	139	38.3978	185	51.1050	19	5.2486	0	0.0000	10	2.7624	0	0.0000	1	0.2762	354	97.7901	8	2.2099	362	63.40	36.60
XI	CARMEN	268	C1	572	129	33.5938	191	49.7396	26	6.7708	1	0.2604	9	2.3438	10	2.6042	0	0.0000	366	95.3125	18	4.6875	384	67.14	32.86
XI	CARMEN	268	C2	572	133	33.7563	191	48.4772	30	7.6142	1	0.2538	18	4.5685	7	1.7766	0	0.0000	380	96.4467	14	3.5533	394	68.89	31.11
XI	CARMEN	269	B	463	164	47.8134	165	48.1050	6	1.7493	0	0.0000	2	0.5831	0	0.0000	0	0.0000	337	98.2507	6	1.7493	343	74.09	25.91








ACL

RESULTADO DEL CÓMPUTO DISTRITAL	96	12,413	14,491	1,049	378	1,108	399	139	29,977	805	30,782
CASILLAS ANULADAS	9	1,033	1,237	78	43	80	31	11		55	
RESULTADOS MODIFICADOS	87	11,380	13,254	971	335	1,028	368	128	27,464	750	28,214

RESULTADOS ESTADÍSTICOS DEL CÓMPUTO DISTRITAL DE LA ELECCIÓN DE DIPUTADOS LOCALES

Proceso Electoral Estatal Ordinario 2009








Fuente: Acta de Escrutinio y Cómputo de Diputados Locales
Acta de Escrutinio y Cómputo de la casilla levantada en el consejo distrital (ACL)

DISTRITO ELECTORAL	MUNICIPIO	SECCIÓN	TIPO DE CASILLA	LISTA NOMINAL								VOTOS VÁLIDOS	VOTOS NULOS	VOTACION TOTAL	% DE PARTIC. CIUDADANA	% DE ABSTENC.											
XII	CARMEN	250	B	500	150	41.5512	151	41.8283	33	9.1413	5	1.3850	1	0.2770	0	0.0000	0	0.0000	340	94.1828	21	5.8172	361	72.20	27.80	ACL	
XII	CARMEN	250	C1	500	134	37.6404	162	45.5056	45	12.6404	1	0.2809	0	0.0000	0	0.0000	1	0.2809	343	96.3483	13	3.6517	356	71.20	28.80		
XII	CARMEN	250	C2	501	167	46.2604	137	37.9501	36	9.9723	3	0.8310	0	0.0000	0	0.0000	0	0.0000	343	95.0139	18	4.9861	361	72.06	27.94		
XII	CARMEN	251	B	486	124	35.0282	156	44.0678	55	15.5367	0	0.0000	0	0.0000	1	0.2825	0	0.0000	336	94.9153	18	5.0847	354	72.84	27.16		
XII	CARMEN	251	C1	486	161	43.6314	153	41.4634	38	10.2981	1	0.2710	1	0.2710	1	0.2710	4	1.0840	359	97.2900	10	2.7100	369	75.93	24.07	ACL	
XII	CARMEN	252	B	482	98	27.0718	175	48.3425	75	20.7182	1	0.2762	0	0.0000	1	0.2762	1	0.2762	351	96.9613	11	3.0387	362	75.11	24.89		
XII	CARMEN	252	C1	483	111	31.7143	180	51.4286	46	13.1429	2	0.5714	1	0.2857	0	0.0000	0	0.0000	340	97.1429	10	2.8571	350	72.47	27.53		
XII	CARMEN	253	B	617	120	27.7778	200	46.2963	77	17.8241	6	1.3889	0	0.0000	1	0.2315	4	0.9259	408	94.4444	24	5.5556	432	70.02	29.98		
XII	CARMEN	253	C1	618	149	32.9646	175	38.7168	96	21.2389	2	0.4425	2	0.4425	0	0.0000	6	1.3274	430	95.1327	22	4.8673	452	73.14	26.86		
XII	CARMEN	254	B	458	99	31.0345	196	61.4420	7	2.1944	5	1.5674	2	0.6270	0	0.0000	0	0.0000	309	96.8652	10	3.1348	319	69.66	30.34		
XII	CARMEN	255	B	443	122	38.2445	173	54.2320	14	4.3887	0	0.0000	2	0.6270	0	0.0000	0	0.0000	311	97.4922	8	2.5078	319	72.01	27.99		
XII	CARMEN	256	B	554	126	37.6119	166	49.5522	8	2.3881	1	0.2985	22	6.5672	1	0.2985	1	0.2985	325	97.0149	10	2.9851	335	60.47	39.53		
XII	CARMEN	256	C1	554	141	42.3423	142	42.6426	5	1.5015	1	0.3003	30	9.0090	0	0.0000	0	0.0000	319	95.7958	14	4.2042	333	60.11	39.89	ACL	
XII	CARMEN	256	C2	555	107	33.6478	179	56.2893	6	1.8868	3	0.9434	21	6.6038	2	0.6289	0	0.0000	318	100.0000	0	0.0000	318	57.30	42.70		
XII	CARMEN	257	B	592	174	46.4000	152	40.5333	4	1.0667	1	0.2667	30	8.0000	0	0.0000	0	0.0000	361	96.2667	14	3.7333	375	63.35	36.65		
XII	CARMEN	257	C1	592	147	43.7500	130	38.6905	5	1.4881	6	1.7857	33	9.8214	2	0.5952	1	0.2976	324	96.4286	12	3.5714	336	56.76	43.24		
XII	CARMEN	257	C2	593	144	41.3793	158	45.4023	5	1.4368	4	1.1494	35	10.0575	2	0.5747	0	0.0000	348	100.0000	0	0.0000	348	58.69	41.31		
XII	CARMEN	258	B	640	185	39.9568	195	42.1166	64	13.8229	2	0.4320	1	0.2160	1	0.2160	0	0.0000	448	96.7603	15	3.2397	463	72.35	27.65	ACL	
XII	CARMEN	258	C1	641	210	47.7273	169	38.4091	40	9.0909	4	0.9091	2	0.4545	0	0.0000	0	0.0000	425	96.5909	15	3.4091	440	68.65	31.35		
XII	CARMEN	259	B	639	163	40.3465	213	52.7228	15	3.7129	5	1.2376	3	0.7426	5	1.2376	0	0.0000	404	100.0000	0	0.0000	404	63.23	36.77		
XII	CARMEN	259	C1	640	174	45.3125	193	50.2604	7	1.8229	3	0.7813	2	0.5208	5	1.3021	0	0.0000	384	100.0000	0	0.0000	384	60.00	40.00		
XII	CARMEN	260	B	546	149	49.8328	111	37.1237	22	7.3579	3	1.0033	5	1.6722	1	0.3344	0	0.0000	291	97.3244	8	2.6756	299	54.77	45.23		
XII	CARMEN	261	B	507	107	33.6478	188	59.1195	11	3.4591	2	0.6289	1	0.3145	0	0.0000	0	0.0000	309	97.1698	9	2.8302	318	62.73	37.27		
XII	CARMEN	261	C1	507	110	32.2581	202	59.2375	19	5.5718	1	0.2933	1	0.2933	0	0.0000	1	0.2933	334	97.9472	7	2.0528	341	67.26	32.74		
XII	CARMEN	262	B	622	143	35.7500	203	50.7500	25	6.2500	5	1.2500	3	0.7500	1	0.2500	0	0.0000	380	95.0000	20	5.0000	400	64.31	35.69		
XII	CARMEN	262	C1	622	158	38.6308	207	50.6112	29	7.0905	2	0.4890	3	0.7335	0	0.0000	0	0.0000	399	97.5550	10	2.4450	409	65.76	34.24		
RESULTADO DEL CÓMPUTO DISTRITAL				26	14,378	3,673	38.5091	4,466	46.8232	787	8.2512	69	0.7234	201	2.1074	24	0.2516	19	0.1992	9,239	96.8652	299	3.1348	9,538	66.34	33.66	

RESULTADOS ESTADÍSTICOS DEL CÓMPUTO DISTRITAL DE LA ELECCIÓN DE DIPUTADOS LOCALES

Proceso Electoral Estatal Ordinario 2009








Fuente: Acta de Escrutinio y Cómputo de Diputados Locales

DISTRITO ELECTORAL	MUNICIPIO	SECCIÓN	TIPO DE CASILLA	LISTA NOMINAL								VOTOS VÁLIDOS	VOTOS NULOS	VOTACION TOTAL	% DE PARTIC. CIUDADANA	% DE ABSTENC.									
XIII	ESCÁRCEGA	448	B	534	136	38.7464	153	43.5897	11	3.1339	0	0.0000	1	0.2849	33	9.4017	0	0.0000	334	95.1567	17	4.8433	351	65.74	34.26
XIII	ESCÁRCEGA	448	C1	534	124	40.2597	135	43.8312	6	1.9481	2	0.6494	0	0.0000	30	9.7403	2	0.6494	299	97.0779	9	2.9221	308	57.68	42.32
XIII	ESCÁRCEGA	448	C2	535	125	37.8788	156	47.2727	6	1.8182	1	0.3030	0	0.0000	31	9.3939	0	0.0000	319	96.6667	11	3.3333	330	61.69	38.31
XIII	ESCÁRCEGA	449	B	616	155	42.3497	142	38.7978	16	4.3716	5	1.3661	3	0.8197	33	9.0164	1	0.2732	355	96.9945	11	3.0055	366	59.42	40.58
XIII	ESCÁRCEGA	449	C1	617	143	40.1685	146	41.0112	16	4.4944	2	0.5618	2	0.5618	32	8.9888	2	0.5618	343	96.3483	13	3.6517	356	57.70	42.30
XIII	ESCÁRCEGA	450	B	536	119	35.2071	161	47.6331	21	6.2130	7	2.0710	0	0.0000	17	5.0296	3	0.8876	328	97.0414	10	2.9586	338	63.06	36.94
XIII	ESCÁRCEGA	450	C1	537	133	40.7975	141	43.2515	13	3.9877	3	0.9202	0	0.0000	20	6.1350	0	0.0000	310	95.0920	16	4.9080	326	60.71	39.29
XIII	ESCÁRCEGA	451	B	503	116	35.3659	145	44.2073	22	6.7073	4	1.2195	1	0.3049	30	9.1463	0	0.0000	318	96.9512	10	3.0488	328	65.21	34.79
XIII	ESCÁRCEGA	451	C1	504	114	41.1552	124	44.7653	21	7.5812	3	1.0830	0	0.0000	15	5.4152	0	0.0000	277	100.0000	0	0.0000	277	54.97	45.03
XIII	ESCÁRCEGA	451	C2	504	110	34.1615	158	49.0683	18	5.5901	1	0.3106	2	0.6211	26	8.0745	0	0.0000	315	97.8261	7	2.1739	322	63.89	36.11
XIII	ESCÁRCEGA	452	B	701	136	34.5178	197	50.0000	17	4.3147	9	2.2843	0	0.0000	33	8.3756	2	0.5076	394	100.0000	0	0.0000	394	56.21	43.79
XIII	ESCÁRCEGA	453	B	425	96	35.6877	128	47.5836	8	2.9740	2	0.7435	0	0.0000	27	10.0372	1	0.3717	262	97.3978	7	2.6022	269	63.30	36.70
XIII	ESCÁRCEGA	453	C1	425	96	34.2857	134	47.8571	10	3.5714	5	1.7857	0	0.0000	22	7.8571	1	0.3571	268	95.7143	12	4.2857	280	65.89	34.11
XIII	ESCÁRCEGA	454	B	537	127	35.6742	179	50.2809	15	4.2135	1	0.2809	0	0.0000	21	5.8989	2	0.5618	345	96.9101	11	3.0899	356	66.30	33.70
XIII	ESCÁRCEGA	454	C1	538	114	35.0769	164	50.4615	12	3.6923	1	0.3077	0	0.0000	19	5.8462	2	0.6154	312	96.0000	13	4.0000	325	60.41	39.59
XIII	ESCÁRCEGA	454	C2	538	107	31.4706	190	55.8824	13	3.8235	3	0.8824	0	0.0000	21	6.1765	2	0.5882	336	98.8235	4	1.1765	340	63.20	36.80
XIII	ESCÁRCEGA	455	B	723	120	34.1880	188	53.5613	6	1.7094	1	0.2849	2	0.5698	20	5.6980	1	0.2849	338	96.2963	13	3.7037	351	48.55	51.45
XIII	ESCÁRCEGA	455	C1	724	143	43.4650	132	40.1216	12	3.6474	2	0.6079	0	0.0000	30	9.1185	3	0.9119	322	97.8723	7	2.1277	329	45.45	54.55
XIII	ESCÁRCEGA	456	B	412	73	28.9683	143	56.7460	11	4.3651	1	0.3968	0	0.0000	11	4.3651	0	0.0000	239	94.8413	13	5.1587	252	61.17	38.83
XIII	ESCÁRCEGA	456	C1	412	74	32.0346	115	49.7835	9	3.8961	3	1.2987	0	0.0000	25	10.8225	1	0.4329	227	98.2684	4	1.7316	231	56.07	43.93
XIII	ESCÁRCEGA	457	B	700	113	26.5882	226	53.1765	27	6.3529	4	0.9412	1	0.2353	51	12.0000	3	0.7059	425	100.0000	0	0.0000	425	60.72	39.28
XIII	ESCÁRCEGA	458	B	471	101	33.2237	162	53.2895	4	1.3158	1	0.3289	0	0.0000	15	4.9342	4	1.3158	287	94.4079	17	5.5921	304	64.55	35.45
XIII	ESCÁRCEGA	458	C1	472	100	34.8432	152	52.9617	7	2.4390	3	1.0453	1	0.3484	19	6.6202	1	0.3484	283	98.6063	4	1.3937	287	60.81	39.19
XIII	ESCÁRCEGA	459	B	402	94	35.8779	126	48.0916	9	3.4351	2	0.7634	1	0.3817	22	8.3969	0	0.0000	254	96.9466	8	3.0534	262	65.18	34.82
XIII	ESCÁRCEGA	459	C1	403	92	38.1743	111	46.0581	6	2.4896	0	0.0000	1	0.4149	21	8.7137	0	0.0000	231	95.8506	10	4.1494	241	59.81	40.19
XIII	ESCÁRCEGA	460	B	744	144	33.1797	231	53.2258	17	3.9171	3	0.6912	2	0.4608	31	7.1429	1	0.2304	429	98.8479	5	1.1521	434	58.34	41.66
XIII	ESCÁRCEGA	461	B	478	80	28.6738	161	57.7061	8	2.8674	0	0.0000	0	0.0000	29	10.3943	1	0.3584	279	100.0000	0	0.0000	279	58.37	41.63

RESULTADOS ESTADÍSTICOS DEL CÓMPUTO DISTRITAL DE LA ELECCIÓN DE DIPUTADOS LOCALES

Proceso Electoral Estatal Ordinario 2009








Fuente: Acta de Escrutinio y Cómputo de Diputados Locales

DISTRITO ELECTORAL	MUNICIPIO	SECCIÓN	TIPO DE CASILLA	LISTA NOMINAL								VOTOS VÁLIDOS	VOTOS NULOS	VOTACION TOTAL	% DE PARTIC. CIUDADANA	% DE ABSTENC.									
XIII	ESCÁRCEGA	461	C1	478	58	21.1679	174	63.5036	13	4.7445	2	0.7299	0	0.0000	26	9.4891	1	0.3650	274	100.0000	0	0.0000	274	57.33	42.67
XIII	ESCÁRCEGA	462	B	493	95	34.4203	132	47.8261	6	2.1739	1	0.3623	0	0.0000	28	10.1449	1	0.3623	263	95.2899	13	4.7101	276	55.99	44.01
XIII	ESCÁRCEGA	462	C1	493	101	34.5890	143	48.9726	5	1.7123	0	0.0000	0	0.0000	30	10.2740	0	0.0000	279	95.5479	13	4.4521	292	59.23	40.77
XIII	ESCÁRCEGA	463	B	557	160	50.6329	107	33.8608	11	3.4810	2	0.6329	1	0.3165	25	7.9114	2	0.6329	308	97.4684	8	2.5316	316	56.74	43.26
XIII	ESCÁRCEGA	463	C1	557	157	44.2254	155	43.6620	12	3.3803	0	0.0000	0	0.0000	25	7.0423	1	0.2817	350	98.5915	5	1.4085	355	63.74	36.26
XIII	ESCÁRCEGA	464	B	508	133	48.7179	108	39.5604	2	0.7326	2	0.7326	2	0.7326	21	7.6923	0	0.0000	268	98.1685	5	1.8315	273	53.75	46.25
XIII	ESCÁRCEGA	464	C1	509	136	47.3868	117	40.7666	2	0.6969	3	1.0453	0	0.0000	21	7.3171	0	0.0000	279	97.2125	8	2.7875	287	56.39	43.61
XIII	ESCÁRCEGA	464	C2	509	130	43.1894	132	43.8538	7	2.3256	1	0.3322	0	0.0000	22	7.3090	1	0.3322	293	97.3422	8	2.6578	301	59.14	40.86
XIII	ESCÁRCEGA	465	B	300	83	38.4259	103	47.6852	3	1.3889	1	0.4630	2	0.9259	13	6.0185	0	0.0000	205	94.9074	11	5.0926	216	72.00	28.00
XIII	ESCÁRCEGA	466	B	208	52	43.6975	45	37.8151	7	5.8824	1	0.8403	0	0.0000	5	4.2017	1	0.8403	111	93.2773	8	6.7227	119	57.22	42.78
XIII	ESCÁRCEGA	466	E1	133	34	37.7778	46	51.1111	1	1.1111	1	1.1111	0	0.0000	6	6.6667	1	1.1111	89	98.8889	1	1.1111	90	67.67	32.33
XIII	ESCÁRCEGA	467	B	547	80	25.2366	203	64.0379	10	3.1546	3	0.9464	0	0.0000	17	5.3628	4	1.2618	317	100.0000	0	0.0000	317	57.96	42.04
XIII	ESCÁRCEGA	468	B	734	170	38.9016	207	47.3684	20	4.5767	4	0.9153	1	0.2288	18	4.1190	1	0.2288	421	96.3387	16	3.6613	437	59.54	40.46
XIII	ESCÁRCEGA	468	C1	735	163	42.1189	167	43.1525	19	4.9096	5	1.2920	0	0.0000	20	5.1680	0	0.0000	374	96.6408	13	3.3592	387	52.66	47.34
XIII	ESCÁRCEGA	469	B	536	103	33.4416	113	36.6883	10	3.2468	0	0.0000	0	0.0000	66	21.4286	0	0.0000	292	94.8052	16	5.1948	308	57.47	42.53
XIII	ESCÁRCEGA	470	B	450	133	47.8417	103	37.0504	9	3.2374	0	0.0000	0	0.0000	25	8.9928	0	0.0000	270	97.1223	8	2.8777	278	61.78	38.22
XIII	ESCÁRCEGA	470	C1	451	138	48.0836	101	35.1916	8	2.7875	2	0.6969	2	0.6969	25	8.7108	0	0.0000	276	96.1672	11	3.8328	287	63.64	36.36
XIII	ESCÁRCEGA	471	B	561	135	46.0751	85	29.0102	6	2.0478	2	0.6826	2	0.6826	50	17.0648	0	0.0000	280	95.5631	13	4.4369	293	52.23	47.77
XIII	ESCÁRCEGA	471	E1	437	93	32.7465	147	51.7606	6	2.1127	1	0.3521	6	2.1127	11	3.8732	0	0.0000	264	92.9577	20	7.0423	284	64.99	35.01
XIII	CARMEN	472	B	451	108	38.7097	110	39.4265	21	7.5269	1	0.3584	1	0.3584	15	5.3763	0	0.0000	256	91.7563	23	8.2437	279	61.87	38.13
XIII	CARMEN	472	C1	451	153	52.5773	99	34.0206	18	6.1856	0	0.0000	1	0.3436	19	6.5292	1	0.3436	291	100.0000	0	0.0000	291	64.53	35.47
XIII	CARMEN	473	B	482	112	40.0000	127	45.3571	19	6.7857	2	0.7143	0	0.0000	20	7.1429	0	0.0000	280	100.0000	0	0.0000	280	58.10	41.90
XIII	CARMEN	473	C1	483	148	52.2968	93	32.8622	9	3.1802	0	0.0000	0	0.0000	18	6.3604	0	0.0000	268	94.6996	15	5.3004	283	58.60	41.40
XIII	CARMEN	474	B	176	79	62.2047	33	25.9843	9	7.0866	0	0.0000	1	0.7874	2	1.5748	0	0.0000	124	97.6378	3	2.3622	127	72.16	27.84
XIII	ESCÁRCEGA	475	B	455	74	34.7418	90	42.2535	17	7.9812	3	1.4085	1	0.4695	19	8.9202	2	0.9390	206	96.7136	7	3.2864	213	46.82	53.18
XIII	ESCÁRCEGA	475	C1	456	73	33.7963	99	45.8333	19	8.7963	4	1.8519	0	0.0000	21	9.7222	0	0.0000	216	100.0000	0	0.0000	216	47.37	52.63
XIII	ESCÁRCEGA	476	B	423	68	34.5178	97	49.2386	5	2.5381	2	1.0152	1	0.5076	21	10.6599	1	0.5076	195	98.9848	2	1.0152	197	46.58	53.42

RESULTADOS ESTADÍSTICOS DEL CÓMPUTO DISTRITAL DE LA ELECCIÓN DE DIPUTADOS LOCALES

Proceso Electoral Estatal Ordinario 2009








Fuente: Acta de Escrutinio y Cómputo de Diputados Locales

DISTRITO ELECTORAL	MUNICIPIO	SECCIÓN	TIPO DE CASILLA	LISTA NOMINAL								VOTOS VÁLIDOS	VOTOS NULOS	VOTACION TOTAL	% DE PARTIC. CIUDADANA	% DE ABSTENC.									
XIII	ESCÁRCEGA	476	C1	424	55	27.5000	105	52.5000	8	4.0000	3	1.5000	1	0.5000	18	9.0000	0	0.0000	190	95.0000	10	5.0000	200	47.17	52.83
XIII	ESCÁRCEGA	477	B	507	56	25.9259	117	54.1667	14	6.4815	1	0.4630	0	0.0000	27	12.5000	1	0.4630	216	100.0000	0	0.0000	216	42.61	57.39
XIII	ESCÁRCEGA	477	C1	507	63	26.6949	107	45.3390	16	6.7797	1	0.4237	2	0.8475	36	15.2542	0	0.0000	225	95.3390	11	4.6610	236	46.55	53.45
XIII	CARMEN	478	B	501	141	39.4958	127	35.5742	49	13.7255	7	1.9608	0	0.0000	18	5.0420	0	0.0000	342	95.7983	15	4.2017	357	71.26	28.74
XIII	CARMEN	478	C1	501	134	38.9535	123	35.7558	56	16.2791	2	0.5814	0	0.0000	29	8.4302	0	0.0000	344	100.0000	0	0.0000	344	68.67	31.33
XIII	CARMEN	479	B	545	143	42.8144	139	41.6168	17	5.0898	0	0.0000	0	0.0000	19	5.6886	0	0.0000	318	95.2096	16	4.7904	334	61.29	38.71
XIII	ESCÁRCEGA	480	B	384	94	45.4106	80	38.6473	5	2.4155	1	0.4831	2	0.9662	25	12.0773	0	0.0000	207	100.0000	0	0.0000	207	53.91	46.09
XIII	ESCÁRCEGA	480	C1	384	113	45.7490	107	43.3198	6	2.4291	1	0.4049	1	0.4049	11	4.4534	0	0.0000	239	96.7611	8	3.2389	247	64.33	35.67
XIII	ESCÁRCEGA	481	B	530	75	27.2727	151	54.9091	9	3.2727	3	1.0909	1	0.3636	24	8.7273	1	0.3636	264	96.0000	11	4.0000	275	51.89	48.11
XIII	ESCÁRCEGA	481	C1	531	95	36.9650	117	45.5253	10	3.8911	3	1.1673	0	0.0000	17	6.6148	0	0.0000	242	94.1634	15	5.8366	257	48.40	51.60
XIII	ESCÁRCEGA	482	B	524	159	48.3283	158	48.0243	0	0.0000	1	0.3040	3	0.9119	8	2.4316	0	0.0000	329	100.0000	0	0.0000	329	62.79	37.21
XIII	CARMEN	483	B	324	98	50.5155	42	21.6495	21	10.8247	1	0.5155	1	0.5155	29	14.9485	0	0.0000	192	98.9691	2	1.0309	194	59.88	40.12
XIII	CARMEN	484	B	538	173	52.2659	120	36.2538	11	3.3233	4	1.2085	2	0.6042	14	4.2296	0	0.0000	324	97.8852	7	2.1148	331	61.53	38.47
XIII	CARMEN	484	C1	538	157	47.1471	134	40.2402	7	2.1021	3	0.9009	4	1.2012	11	3.3033	0	0.0000	316	94.8949	17	5.1051	333	61.90	38.10
XIII	ESCÁRCEGA	485	B	607	224	57.1429	113	28.8265	8	2.0408	0	0.0000	0	0.0000	21	5.3571	0	0.0000	366	93.3673	26	6.6327	392	64.58	35.42
XIII	CARMEN	486	B	685	167	44.5333	174	46.4000	7	1.8667	6	1.6000	7	1.8667	3	0.8000	0	0.0000	364	97.0667	11	2.9333	375	54.75	45.25
XIII	CARMEN	486	C1	686	163	44.5355	182	49.7268	3	0.8197	4	1.0929	3	0.8197	0	0.0000	1	0.2732	356	97.2678	10	2.7322	366	53.36	46.64
XIII	CARMEN	487	B	715	174	38.4956	225	49.7788	41	9.0708	4	0.8850	3	0.6637	0	0.0000	1	0.2212	448	99.1150	4	0.8850	452	63.22	36.78
XIII	CARMEN	488	B	413	94	37.7510	149	59.8394	5	2.0080	0	0.0000	1	0.4016	0	0.0000	0	0.0000	249	100.0000	0	0.0000	249	60.30	39.70
XIII	ESCÁRCEGA	489	B	528	104	35.6164	144	49.3151	6	2.0548	1	0.3425	4	1.3699	30	10.2740	0	0.0000	289	98.9726	3	1.0274	292	55.31	44.69
XIII	ESCÁRCEGA	489	C1	528	125	42.6621	123	41.9795	10	3.4130	2	0.6826	0	0.0000	19	6.4846	1	0.3413	280	95.5631	13	4.4369	293	55.50	44.50
XIII	ESCÁRCEGA	489	C2	529	111	38.9474	131	45.9649	14	4.9123	1	0.3509	1	0.3509	25	8.7719	2	0.7018	285	100.0000	0	0.0000	285	53.88	46.12
RESULTADO DEL CÓMPUTO DISTRITAL	76	38,527	8,772	38.9520	10,204	45.3108	938	4.1652	161	0.7149	74	0.3286	1,656	7.3535	57	0.2531	21,862	97.0782	658	2.9218	22,520	58.45	41.55		

RESULTADOS ESTADÍSTICOS DEL CÓMPUTO DISTRITAL DE LA ELECCIÓN DE DIPUTADOS LOCALES

Proceso Electoral Estatal Ordinario 2009

Fuente: Acta de Escrutinio y Cómputo de Diputados Locales
Acta de Escrutinio y Cómputo de la casilla levantada en el consejo distrital (ACL)

DISTRITO ELECTORAL	MUNICIPIO	SECCIÓN	TIPO DE CASILLA	LISTA NOMINAL									VOTOS VÁLIDOS	VOTOS NULOS	VOTACION TOTAL	% DE PARTIC. CIUDADANA	% DE ABSTENC.								
XIV	CARMEN	270	B	192	76	58.9147	30	23.2558	3	2.3256	0	0.0000	0	0.0000	8	6.2016	0	0.0000	117	90.6977	12	9.3023	129	67.19	32.81
XIV	CARMEN	271	B	614	136	42.9022	159	50.1577	10	3.1546	2	0.6309	2	0.6309	0	0.0000	0	0.0000	309	97.4763	8	2.5237	317	51.63	48.37
XIV	CARMEN	272	B	101	27	40.2985	35	52.2388	0	0.0000	1	1.4925	1	1.4925	0	0.0000	0	0.0000	64	95.5224	3	4.4776	67	66.34	33.66
XIV	CANDELARIA	273	B	608	94	36.7188	143	55.8594	5	1.9531	2	0.7813	0	0.0000	0	0.0000	0	0.0000	244	95.3125	12	4.6875	256	42.11	57.89
XIV	CANDELARIA	273	C1	609	153	41.2399	203	54.7170	5	1.3477	4	1.0782	1	0.2695	0	0.0000	0	0.0000	366	98.6523	5	1.3477	371	60.92	39.08
XIV	CANDELARIA	273	E1	274	82	49.1018	80	47.9042	2	1.1976	1	0.5988	0	0.0000	1	0.5988	0	0.0000	166	99.4012	1	0.5988	167	60.95	39.05
XIV	CANDELARIA	273	E2	273	46	29.2994	96	61.1465	3	1.9108	0	0.0000	2	1.2739	0	0.0000	0	0.0000	147	93.6306	10	6.3694	157	57.51	42.49
XIV	CANDELARIA	273	E3	372	150	72.1154	40	19.2308	1	0.4808	2	0.9615	2	0.9615	1	0.4808	0	0.0000	196	94.2308	12	5.7692	208	55.92	44.08
XIV	CANDELARIA	274	B	510	148	50.0000	141	47.6351	0	0.0000	0	0.0000	2	0.6757	1	0.3378	0	0.0000	292	98.6486	4	1.3514	296	58.04	41.96
XIV	CANDELARIA	274	C1	510	135	42.5868	168	52.9968	4	1.2618	3	0.9464	2	0.6309	0	0.0000	0	0.0000	312	98.4227	5	1.5773	317	62.16	37.84
XIV	CANDELARIA	275	B	517	135	39.8230	176	51.9174	3	0.8850	5	1.4749	4	1.1799	1	0.2950	0	0.0000	324	95.5752	15	4.4248	339	65.58	34.42
XIV	CANDELARIA	276	B	322	71	36.2245	106	54.0816	1	0.5102	2	1.0204	4	2.0408	2	1.0204	0	0.0000	186	94.8980	10	5.1020	196	60.87	39.13
XIV	CANDELARIA	277	B	668	179	43.2367	175	42.2705	8	1.9324	2	0.4831	31	7.4879	2	0.4831	0	0.0000	397	95.8937	17	4.1063	414	61.98	38.02
XIV	CANDELARIA	277	C1	668	214	47.0330	190	41.7582	3	0.6593	2	0.4396	30	6.5934	1	0.2198	0	0.0000	440	96.7033	15	3.2967	455	68.12	31.88
XIV	CANDELARIA	278	B	539	130	40.1235	173	53.3951	9	2.7778	3	0.9259	1	0.3086	0	0.0000	0	0.0000	316	97.5309	8	2.4691	324	60.12	39.88
XIV	CANDELARIA	278	E1	306	99	43.0435	103	44.7826	6	2.6087	2	0.8696	7	3.0435	0	0.0000	0	0.0000	217	94.3478	13	5.6522	230	75.17	24.83
XIV	CANDELARIA	278	E2	662	96	29.8137	189	58.6957	8	2.4845	2	0.6211	0	0.0000	2	0.6211	1	0.3106	298	92.5466	24	7.4534	322	48.65	51.35
XIV	CANDELARIA	278	E2C1	662	101	32.2684	181	57.8275	10	3.1949	2	0.6390	1	0.3195	3	0.9585	0	0.0000	298	95.2077	15	4.7923	313	47.29	52.71
XIV	CANDELARIA	279	B	540	128	39.5062	171	52.7778	8	2.4691	1	0.3086	8	2.4691	2	0.6173	0	0.0000	318	98.1481	6	1.8519	324	60.00	40.00
XIV	CANDELARIA	279	C1	540	135	42.0561	156	48.5981	5	1.5576	2	0.6231	11	3.4268	2	0.6231	1	0.3115	312	97.1963	9	2.8037	321	59.45	40.55
XIV	CANDELARIA	279	C2	541	127	37.9104	176	52.5373	4	1.1940	1	0.2985	15	4.4776	0	0.0000	0	0.0000	323	96.4179	12	3.5821	335	61.93	38.07
XIV	CANDELARIA	280	B	582	132	41.7722	137	43.3544	12	3.7975	1	0.3165	23	7.2785	1	0.3165	1	0.3165	307	97.1519	9	2.8481	316	54.30	45.70
XIV	CANDELARIA	280	C1	583	147	42.9825	158	46.1988	5	1.4620	2	0.5848	14	4.0936	2	0.5848	1	0.2924	329	96.1988	13	3.8012	342	58.67	41.33
XIV	CANDELARIA	281	B	591	123	39.4231	150	48.0769	12	3.8462	2	0.6410	12	3.8462	3	0.9615	0	0.0000	302	96.7949	10	3.2051	312	52.80	47.20
XIV	CANDELARIA	281	C1	591	160	46.7836	144	42.1053	10	2.9240	1	0.2924	17	4.9708	4	1.1696	1	0.2924	337	98.5380	5	1.4620	342	57.87	42.13
XIV	CANDELARIA	282	B	449	129	48.3146	107	40.0749	2	0.7491	3	1.1236	6	2.2472	8	2.9963	0	0.0000	255	95.5056	12	4.4944	267	59.47	40.53
XIV	CANDELARIA	282	C1	449	133	49.6269	114	42.5373	3	1.1194	1	0.3731	2	0.7463	3	1.1194	1	0.3731	257	95.8955	11	4.1045	268	59.69	40.31








ACL

ACL

RESULTADOS ESTADÍSTICOS DEL CÓMPUTO DISTRITAL DE LA ELECCIÓN DE DIPUTADOS LOCALES

Proceso Electoral Estatal Ordinario 2009

Fuente: Acta de Escrutinio y Cómputo de Diputados Locales
Acta de Escrutinio y Cómputo de la casilla levantada en el consejo distrital (ACL)

DISTRITO ELECTORAL	MUNICIPIO	SECCIÓN	TIPO DE CASILLA	LISTA NOMINAL								VOTOS VÁLIDOS	VOTOS NULOS	VOTACION TOTAL	% DE PARTIC. CIUDADANA	% DE ABSTENC.									
XIV	CANDELARIA	283	B	687	130	32.9949	211	53.5533	10	2.5381	0	0.0000	30	7.6142	3	0.7614	2	0.5076	386	97.9695	8	2.0305	394	57.36	42.64
XIV	CANDELARIA	283	C1	687	152	39.2765	191	49.3540	6	1.5504	2	0.5168	28	7.2351	1	0.2584	0	0.0000	380	98.1912	7	1.8088	387	56.34	43.66
XIV	CARMEN	284	B	230	85	69.1057	32	26.0163	3	2.4390	0	0.0000	0	0.0000	1	0.8130	0	0.0000	121	98.3740	2	1.6260	123	53.48	46.52
XIV	CANDELARIA	285	B	503	170	56.2914	98	32.4503	4	1.3245	3	0.9934	16	5.2980	3	0.9934	0	0.0000	294	97.3510	8	2.6490	302	60.04	39.96
XIV	CANDELARIA	285	E1	229	72	58.5366	46	37.3984	2	1.6260	1	0.8130	0	0.0000	0	0.0000	0	0.0000	121	98.3740	2	1.6260	123	53.72	46.28
XIV	CANDELARIA	286	B	268	69	43.1250	87	54.3750	1	0.6250	0	0.0000	0	0.0000	0	0.0000	0	0.0000	157	98.1250	3	1.8750	160	59.71	40.29
XIV	CANDELARIA	287	B	296	100	52.0833	82	42.7083	3	1.5625	1	0.5208	1	0.5208	0	0.0000	0	0.0000	187	97.3958	5	2.6042	192	64.87	35.13
XIV	CANDELARIA	288	B	429	140	58.0913	81	33.6100	8	3.3195	4	1.6598	3	1.2448	0	0.0000	0	0.0000	236	97.9253	5	2.0747	241	56.18	43.82
XIV	CANDELARIA	289	B	596	147	43.3628	165	48.6726	9	2.6549	3	0.8850	3	0.8850	2	0.5900	1	0.2950	330	97.3451	9	2.6549	339	56.88	43.12
XIV	CANDELARIA	289	E1	439	89	43.4146	106	51.7073	2	0.9756	1	0.4878	1	0.4878	0	0.0000	0	0.0000	199	97.0732	6	2.9268	205	46.70	53.30
XIV	CANDELARIA	290	B	102	18	39.1304	28	60.8696	0	0.0000	0	0.0000	0	0.0000	0	0.0000	0	0.0000	46	100.0000	0	0.0000	46	45.10	54.90
XIV	CANDELARIA	291	B	563	185	56.4024	108	32.9268	5	1.5244	1	0.3049	6	1.8293	15	4.5732	0	0.0000	320	97.5610	8	2.4390	328	58.26	41.74
XIV	CANDELARIA	291	C1	563	180	57.3248	101	32.1656	4	1.2739	3	0.9554	8	2.5478	6	1.9108	0	0.0000	302	96.1783	12	3.8217	314	55.78	44.22
XIV	CANDELARIA	292	B	511	184	51.1111	141	39.1667	13	3.6111	4	1.1111	8	2.2222	1	0.2778	0	0.0000	351	97.5000	9	2.5000	360	70.46	29.54
XIV	CANDELARIA	293	B	429	89	37.3950	136	57.1429	2	0.8403	1	0.4202	1	0.4202	0	0.0000	0	0.0000	229	96.2185	9	3.7815	238	55.48	44.52
XIV	CANDELARIA	293	E1	510	161	52.2727	133	43.1818	7	2.2727	0	0.0000	0	0.0000	0	0.0000	0	0.0000	301	97.7273	7	2.2727	308	60.40	39.60
XIV	CANDELARIA	294	B	151	16	21.3333	56	74.6667	0	0.0000	1	1.3333	0	0.0000	0	0.0000	0	0.0000	73	97.3333	2	2.6667	75	49.67	50.33
XIV	CANDELARIA	295	B	453	117	48.7500	98	40.8333	1	0.4167	3	1.2500	2	0.8333	0	0.0000	0	0.0000	221	92.0833	19	7.9167	240	52.99	47.01
XIV	CANDELARIA	295	C1	453	123	52.7897	95	40.7725	3	1.2876	0	0.0000	4	1.7167	0	0.0000	0	0.0000	225	96.5665	8	3.4335	233	51.44	48.56
XIV	CANDELARIA	296	B	615	101	27.5204	231	62.9428	19	5.1771	3	0.8174	0	0.0000	1	0.2725	0	0.0000	355	96.7302	12	3.2698	367	59.68	40.32
XIV	CANDELARIA	297	B	575	173	49.1477	149	42.3295	3	0.8523	4	1.1364	6	1.7045	1	0.2841	0	0.0000	336	95.4545	16	4.5455	352	61.22	38.78
XIV	CANDELARIA	298	B	452	109	42.7451	119	46.6667	12	4.7059	2	0.7843	4	1.5686	1	0.3922	1	0.3922	248	97.2549	7	2.7451	255	56.42	43.58
XIV	CANDELARIA	298	C1	452	122	47.4708	118	45.9144	6	2.3346	2	0.7782	0	0.0000	0	0.0000	0	0.0000	248	96.4981	9	3.5019	257	56.86	43.14
XIV	CANDELARIA	299	B	458	122	44.5255	124	45.2555	10	3.6496	2	0.7299	3	1.0949	3	1.0949	0	0.0000	264	96.3504	10	3.6496	274	59.83	40.17
XIV	CANDELARIA	299	C1	459	124	45.7565	114	42.0664	17	6.2731	3	1.1070	3	1.1070	2	0.7380	0	0.0000	263	97.0480	8	2.9520	271	59.05	40.95
XIV	CANDELARIA	300	B	354	77	34.5291	118	52.9148	9	4.0359	3	1.3453	2	0.8969	2	0.8969	0	0.0000	211	94.6188	12	5.3812	223	63.00	37.00

ACL

ACL








ACL

ACL

RESULTADOS ESTADÍSTICOS DEL CÓMPUTO DISTRITAL DE LA ELECCIÓN DE DIPUTADOS LOCALES

Proceso Electoral Estatal Ordinario 2009








Fuente: Acta de Escrutinio y Cómputo de Diputados Locales
Acta de Escrutinio y Cómputo de la casilla levantada en el consejo distrital (ACL)

DISTRITO ELECTORAL	MUNICIPIO	SECCIÓN	TIPO DE CASILLA	LISTA NOMINAL								VOTOS VÁLIDOS	VOTOS NULOS	VOTACION TOTAL	% DE PARTIC. CIUDADANA	% DE ABSTENC.											
XIV	CANDELARIA	301	B	431	111	41.2639	135	50.1859	1	0.3717	1	0.3717	5	1.8587	2	0.7435	0	0.0000	255	94.7955	14	5.2045	269	62.42	37.58		
XIV	CANDELARIA	301	C1	431	126	45.8182	129	46.9091	5	1.8182	2	0.7273	2	0.7273	1	0.3636	0	0.0000	265	96.3636	10	3.6364	275	63.81	36.19		
XIV	CANDELARIA	302	B	249	53	33.9744	80	51.2821	19	12.1795	1	0.6410	0	0.0000	0	0.0000	0	0.0000	153	98.0769	3	1.9231	156	62.66	37.34		
XIV	CANDELARIA	490	B	296	71	37.5661	111	58.7302	2	1.0582	0	0.0000	0	0.0000	0	0.0000	0	0.0000	184	97.3545	5	2.6455	189	63.86	36.14		
RESULTADO DEL CÓMPUTO DISTRITAL					57	26,144	6,702	44.0892	7,124	46.8653	328	2.1578	100	0.6579	334	2.1972	92	0.6052	10	0.0658	14,690	96.6384	511	3.3616	15,201	58.14	41.86

RESULTADOS ESTADÍSTICOS DEL CÓMPUTO DISTRITAL DE LA ELECCIÓN DE DIPUTADOS LOCALES

Proceso Electoral Estatal Ordinario 2009








Fuente: Acta de Escrutinio y Cómputo de Diputados Locales
Acta de Escrutinio y Cómputo de la casilla levantada en el consejo distrital (ACL)

DISTRITO ELECTORAL	MUNICIPIO	SECCIÓN	TIPO DE CASILLA	LISTA NOMINAL								VOTOS VÁLIDOS	VOTOS NULOS	VOTACION TOTAL	% DE PARTIC. CIUDADANA	% DE ABSTENC.										
XV	CHAMPOTÓN	303	B	422	111	42.2053	123	46.7681	4	1.5209	0	0.0000	17	6.4639	4	1.5209	0	0.0000	259	98.4791	4	1.5209	263	62.33	37.67	ACL
XV	CHAMPOTÓN	303	C1	422	124	41.1960	131	43.5216	3	0.9967	3	0.9967	19	6.3123	12	3.9867	0	0.0000	292	97.0100	9	2.9900	301	71.33	28.67	ACL
XV	CHAMPOTÓN	304	B	409	120	42.2535	132	46.4789	2	0.7042	1	0.3521	10	3.5211	4	1.4085	1	0.3521	270	95.0704	14	4.9296	284	69.44	30.56	ACL
XV	CHAMPOTÓN	304	C1	409	110	42.9688	108	42.1875	6	2.3438	4	1.5625	13	5.0781	3	1.1719	1	0.3906	245	95.7031	11	4.2969	256	62.60	37.40	ACL
XV	CHAMPOTÓN	305	B	561	157	46.7262	126	37.5000	9	2.6786	3	0.8929	21	6.2500	8	2.3810	0	0.0000	324	96.4286	12	3.5714	336	59.90	40.10	ACL
XV	CHAMPOTÓN	305	C1	561	145	42.2741	154	44.8980	4	1.1662	5	1.4577	12	3.4985	10	2.9155	2	0.5831	332	96.7930	11	3.2070	343	61.15	38.85	ACL
XV	CHAMPOTÓN	306	B	666	166	37.9863	218	49.8856	6	1.3730	9	2.0595	20	4.5767	5	1.1442	3	0.6865	427	97.7117	10	2.2883	437	65.62	34.38	ACL
XV	CHAMPOTÓN	306	C1	667	175	42.9975	178	43.7346	5	1.2285	11	2.7027	20	4.9140	5	1.2285	4	0.9828	398	97.7887	9	2.2113	407	61.02	38.98	ACL
XV	CHAMPOTÓN	307	B	453	148	45.5385	129	39.6923	5	1.5385	1	0.3077	25	7.6923	4	1.2308	3	0.9231	315	96.9231	10	3.0769	325	71.75	28.25	ACL
XV	CHAMPOTÓN	307	C1	454	127	41.6393	135	44.2623	1	0.3279	3	0.9836	28	9.1803	2	0.6557	0	0.0000	296	97.0492	9	2.9508	305	67.19	32.81	ACL
XV	CHAMPOTÓN	308	B	465	109	34.9359	165	52.8846	2	0.6410	1	0.3205	10	3.2051	11	3.5256	0	0.0000	298	95.5128	14	4.4872	312	67.10	32.90	ACL
XV	CHAMPOTÓN	309	B	735	171	34.9693	260	53.1697	10	2.0450	7	1.4315	16	3.2720	7	1.4315	2	0.4090	473	96.7280	16	3.2720	489	66.54	33.46	ACL
XV	CHAMPOTÓN	310	B	421	122	38.9776	159	50.7987	3	0.9585	3	0.9585	12	3.8339	6	1.9169	2	0.6390	307	98.0831	6	1.9169	313	74.35	25.65	ACL
XV	CHAMPOTÓN	310	C1	421	112	38.0952	151	51.3605	3	1.0204	4	1.3605	9	3.0612	5	1.7007	1	0.3401	285	96.9388	9	3.0612	294	69.84	30.16	ACL
XV	CHAMPOTÓN	311	B	728	185	37.3737	251	50.7071	10	2.0202	4	0.8081	22	4.4444	6	1.2121	1	0.2020	479	96.7677	16	3.2323	495	68.00	32.00	ACL
XV	CHAMPOTÓN	312	B	736	237	52.6667	158	35.1111	10	2.2222	20	4.4444	19	4.2222	3	0.6667	3	0.6667	450	100.0000	0	0.0000	450	61.15	38.85	ACL
XV	CHAMPOTÓN	312	C1	737	231	48.6316	184	38.7368	11	2.3158	9	1.8947	21	4.4211	7	1.4737	1	0.2105	464	97.6842	11	2.3158	475	64.46	35.54	ACL
XV	CHAMPOTÓN	313	B	577	181	49.3188	138	37.6022	11	2.9973	9	2.4523	19	5.1771	4	1.0899	0	0.0000	362	98.6376	5	1.3624	367	63.61	36.39	ACL
XV	CHAMPOTÓN	313	C1	577	145	41.4286	162	46.2857	11	3.1429	6	1.7143	7	2.0000	7	2.0000	1	0.2857	339	96.8571	11	3.1429	350	60.66	39.34	ACL
XV	CHAMPOTÓN	314	B	567	161	43.6314	167	45.2575	6	1.6260	13	3.5230	14	3.7940	3	0.8130	0	0.0000	364	98.6450	5	1.3550	369	65.08	34.92	ACL
XV	CHAMPOTÓN	314	C1	567	153	42.3823	165	45.7064	8	2.2161	12	3.3241	9	2.4931	4	1.1080	1	0.2770	352	97.5069	9	2.4931	361	63.67	36.33	ACL
XV	CHAMPOTÓN	315	B	597	158	39.1089	209	51.7327	4	0.9901	6	1.4851	14	3.4653	2	0.4950	1	0.2475	394	97.5248	10	2.4752	404	67.68	32.32	ACL
XV	CHAMPOTÓN	315	C1	597	137	36.6310	195	52.1390	4	1.0695	4	1.0695	9	2.4064	3	0.8021	3	0.8021	355	94.9198	19	5.0802	374	62.65	37.35	ACL
XV	CHAMPOTÓN	316	B	682	156	36.6197	227	53.2864	6	1.4085	5	1.1737	16	3.7559	1	0.2347	4	0.9390	415	97.4178	11	2.5822	426	62.47	37.53	ACL
XV	CHAMPOTÓN	316	C1	682	146	35.0962	227	54.5673	6	1.4423	6	1.4423	10	2.4038	2	0.4808	5	1.2019	402	96.6346	14	3.3654	416	61.00	39.00	ACL
XV	CHAMPOTÓN	317	B	738	216	48.2143	198	44.1964	8	1.7857	8	1.7857	3	0.6696	3	0.6696	0	0.0000	436	97.3214	12	2.6786	448	60.71	39.29	ACL
XV	CHAMPOTÓN	317	C1	739	218	48.6607	186	41.5179	6	1.3393	4	0.8929	10	2.2321	9	2.0089	1	0.2232	434	96.8750	14	3.1250	448	60.63	39.37	ACL

RESULTADOS ESTADÍSTICOS DEL CÓMPUTO DISTRITAL DE LA ELECCIÓN DE DIPUTADOS LOCALES

Proceso Electoral Estatal Ordinario 2009

Fuente: Acta de Escrutinio y Cómputo de Diputados Locales
Acta de Escrutinio y Cómputo de la casilla levantada en el consejo distrital (ACL)








DISTRITO ELECTORAL	MUNICIPIO	SECCIÓN	TIPO DE CASILLA	LISTA NOMINAL								VOTOS VÁLIDOS	VOTOS NULOS	VOTACION TOTAL	% DE PARTIC. CIUDADANA	% DE ABSTENC.										
XV	CHAMPOTÓN	318	B	665	186	43.1555	204	47.3318	7	1.6241	2	0.4640	6	1.3921	5	1.1601	10	2.3202	420	97.4478	11	2.5522	431	64.82	35.18	ACL
XV	CHAMPOTÓN	318	C1	665	216	48.9796	188	42.6304	4	0.9070	3	0.6803	13	2.9478	5	1.1338	1	0.2268	430	97.5057	11	2.4943	441	66.32	33.68	ACL
XV	CHAMPOTÓN	319	B	639	156	43.4540	170	47.3538	4	1.1142	7	1.9499	5	1.3928	4	1.1142	2	0.5571	348	96.9359	11	3.0641	359	56.19	43.81	ACL
XV	CHAMPOTÓN	319	C1	640	178	48.2385	155	42.0054	9	2.4390	11	2.9810	6	1.6260	2	0.5420	0	0.0000	361	97.8320	8	2.1680	369	57.66	42.34	ACL
XV	CHAMPOTÓN	319	C2	640	161	45.4802	154	43.5028	4	1.1299	12	3.3898	7	1.9774	4	1.1299	0	0.0000	342	96.6102	12	3.3898	354	55.32	44.68	ACL
XV	CHAMPOTÓN	319	C3	640	185	49.5979	152	40.7507	3	0.8043	10	2.6810	7	1.8767	4	1.0724	0	0.0000	361	96.7828	12	3.2172	373	58.29	41.71	ACL
XV	CHAMPOTÓN	319	C4	640	199	50.5076	161	40.8629	1	0.2538	12	3.0457	5	1.2690	5	1.2690	1	0.2538	384	97.4619	10	2.5381	394	61.57	38.43	ACL
XV	CHAMPOTÓN	337	B	376	122	51.2605	90	37.8151	3	1.2605	4	1.6807	11	4.6218	0	0.0000	0	0.0000	230	96.6387	8	3.3613	238	63.30	36.70	ACL
XV	CHAMPOTÓN	337	C1	376	118	47.9675	109	44.3089	0	0.0000	0	0.0000	12	4.8780	1	0.4065	1	0.4065	241	97.9675	5	2.0325	246	65.43	34.57	ACL
XV	CHAMPOTÓN	338	B	215	59	37.8205	83	53.2051	0	0.0000	1	0.6410	7	4.4872	0	0.0000	0	0.0000	150	96.1538	6	3.8462	156	72.56	27.44	ACL
XV	CHAMPOTÓN	341	B	503	151	45.7576	155	46.9697	0	0.0000	0	0.0000	3	0.9091	4	1.2121	0	0.0000	313	94.8485	17	5.1515	330	65.61	34.39	ACL
XV	CHAMPOTÓN	341	C1	504	185	50.9642	152	41.8733	2	0.5510	1	0.2755	5	1.3774	10	2.7548	0	0.0000	355	97.7961	8	2.2039	363	72.03	27.97	ACL
XV	CHAMPOTÓN	342	B	634	250	55.8036	172	38.3929	7	1.5625	0	0.0000	10	2.2321	0	0.0000	0	0.0000	439	97.9911	9	2.0089	448	70.67	29.33	ACL
XV	CHAMPOTÓN	342	C1	635	187	44.0000	212	49.8824	6	1.4118	3	0.7059	8	1.8824	1	0.2353	0	0.0000	417	98.1176	8	1.8824	425	66.93	33.07	ACL
XV	CHAMPOTÓN	343	B	420	142	44.3750	149	46.5625	13	4.0625	0	0.0000	3	0.9375	6	1.8750	0	0.0000	313	97.8125	7	2.1875	320	76.20	23.80	ACL
XV	CHAMPOTÓN	343	C1	420	143	47.0395	143	47.0395	7	2.3026	1	0.3289	3	0.9868	2	0.6579	1	0.3289	300	98.6842	4	1.3158	304	72.39	27.61	ACL
XV	CHAMPOTÓN	344	B	643	167	40.5340	221	53.6408	2	0.4854	5	1.2136	4	0.9709	1	0.2427	3	0.7282	403	97.8155	9	2.1845	412	64.08	35.92	ACL
XV	CHAMPOTÓN	345	B	405	134	55.3719	88	36.3636	4	1.6529	5	2.0661	2	0.8264	4	1.6529	0	0.0000	237	97.9339	5	2.0661	242	59.76	40.24	ACL
XV	CHAMPOTÓN	345	C1	406	121	52.1552	91	39.2241	3	1.2931	4	1.7241	0	0.0000	6	2.5862	0	0.0000	225	96.9828	7	3.0172	232	57.15	42.85	ACL
XV	CHAMPOTÓN	346	B	513	143	46.8852	143	46.8852	3	0.9836	5	1.6393	3	0.9836	4	1.3115	0	0.0000	301	98.6885	4	1.3115	305	59.46	40.54	ACL
XV	CHAMPOTÓN	346	C1	514	132	47.6534	129	46.5704	4	1.4440	2	0.7220	2	0.7220	5	1.8051	0	0.0000	274	98.9170	3	1.0830	277	53.90	46.10	ACL
XV	CHAMPOTÓN	348	B	639	228	55.4745	146	35.5231	6	1.4599	4	0.9732	6	1.4599	0	0.0000	2	0.4866	392	95.3771	19	4.6229	411	64.32	35.68	ACL
XV	CHAMPOTÓN	349	B	480	180	54.8780	121	36.8902	1	0.3049	7	2.1341	4	1.2195	2	0.6098	6	1.8293	321	97.8659	7	2.1341	328	68.34	31.66	ACL
XV	CHAMPOTÓN	349	C1	480	193	58.8415	112	34.1463	3	0.9146	5	1.5244	5	1.5244	1	0.3049	3	0.9146	322	98.1707	6	1.8293	328	68.34	31.66	ACL
XV	CHAMPOTÓN	350	B	572	214	48.6364	214	48.6364	1	0.2273	0	0.0000	1	0.2273	0	0.0000	2	0.4545	432	98.1818	8	1.8182	440	76.93	23.07	ACL
XV	CHAMPOTÓN	350	C1	573	224	58.4856	143	37.3368	0	0.0000	4	1.0444	4	1.0444	0	0.0000	0	0.0000	375	97.9112	8	2.0888	383	66.85	33.15	ACL
XV	CHAMPOTÓN	351	B	357	158	51.9737	133	43.7500	1	0.3289	1	0.3289	4	1.3158	2	0.6579	1	0.3289	300	98.6842	4	1.3158	304	85.16	14.84	ACL

RESULTADOS ESTADÍSTICOS DEL CÓMPUTO DISTRITAL DE LA ELECCIÓN DE DIPUTADOS LOCALES

Proceso Electoral Estatal Ordinario 2009

Fuente: Acta de Escrutinio y Cómputo de Diputados Locales








Acta de Escrutinio y Cómputo de la casilla levantada en el consejo distrital (ACL)

DISTRITO ELECTORAL	MUNICIPIO	SECCIÓN	TIPO DE CASILLA	LISTA NOMINAL								VOTOS VÁLIDOS	VOTOS NULOS	VOTACION TOTAL	% DE PARTIC. CIUDADANA	% DE ABSTENC.											
XV	CHAMPOTÓN	352	B	486	190	56.2130	136	40.2367	1	0.2959	1	0.2959	0	0.0000	0	0.0000	4	1.1834	332	98.2249	6	1.7751	338	69.55	30.45	ACL	
XV	CHAMPOTÓN	353	B	287	109	48.8789	104	46.6368	1	0.4484	1	0.4484	0	0.0000	1	0.4484	0	0.0000	216	96.8610	7	3.1390	223	77.71	22.29	ACL	
XV	CHAMPOTÓN	354	B	588	297	66.4430	108	24.1611	6	1.3423	9	2.0134	3	0.6711	12	2.6846	0	0.0000	435	97.3154	12	2.6846	447	76.03	23.97	ACL	
XV	CHAMPOTÓN	355	B	228	92	45.7711	96	47.7612	1	0.4975	3	1.4925	3	1.4925	2	0.9950	0	0.0000	197	98.0100	4	1.9900	201	88.16	11.84	ACL	
XV	ESCÁRCEGA	356	B	733	198	41.4226	195	40.7950	14	2.9289	3	0.6276	3	0.6276	40	8.3682	1	0.2092	454	94.9791	24	5.0209	478	65.22	34.78	ACL	
XV	ESCÁRCEGA	356	C1	733	175	37.4732	188	40.2570	24	5.1392	1	0.2141	4	0.8565	56	11.9914	0	0.0000	448	95.9315	19	4.0685	467	63.72	36.28	ACL	
XV	ESCÁRCEGA	357	B	546	77	22.4490	212	61.8076	13	3.7901	1	0.2915	1	0.2915	14	4.0816	0	0.0000	318	92.7114	25	7.2886	343	62.83	37.17	ACL	
XV	ESCÁRCEGA	358	B	314	85	46.1957	61	33.1522	5	2.7174	0	0.0000	2	1.0870	18	9.7826	0	0.0000	171	92.9348	13	7.0652	184	58.60	41.40	ACL	
XV	CALAKMUL	359	B	625	107	37.8092	156	55.1237	8	2.8269	1	0.3534	1	0.3534	2	0.7067	0	0.0000	275	97.1731	8	2.8269	283	45.28	54.72	ACL	
XV	CALAKMUL	359	C1	625	115	41.5162	133	48.0144	18	6.4982	1	0.3610	1	0.3610	1	0.3610	0	0.0000	269	97.1119	8	2.8881	277	44.32	55.68	ACL	
XV	CALAKMUL	360	B	386	174	47.9339	133	36.6391	38	10.4683	4	1.1019	1	0.2755	4	1.1019	1	0.2755	355	97.7961	8	2.2039	363	94.05	5.95	ACL	
XV	CALAKMUL	360	C1	387	166	46.4986	135	37.8151	33	9.2437	5	1.4006	3	0.8403	2	0.5602	1	0.2801	345	96.6387	12	3.3613	357	92.25	7.75	ACL	
XV	ESCÁRCEGA	361	B	563	132	34.1085	175	45.2196	9	2.3256	5	1.2920	5	1.2920	49	12.6615	1	0.2584	376	97.1576	11	2.8424	387	68.74	31.26	ACL	
XV	ESCÁRCEGA	361	C1	563	139	39.1549	151	42.5352	16	4.5070	3	0.8451	4	1.1268	24	6.7606	0	0.0000	337	94.9296	18	5.0704	355	63.06	36.94	ACL	
XV	CALAKMUL	362	B	664	133	33.0846	149	37.0647	61	15.1741	17	4.2289	4	0.9950	19	4.7264	1	0.2488	384	95.5224	18	4.4776	402	60.55	39.45	ACL	
RESULTADO DEL CÓMPUTO DISTRITAL				69	37,512	10,942	44.9253	10,758	44.1698	510	2.0939	325	1.3344	586	2.4060	462	1.8969	72	0.2956	23,655	97.1219	701	2.8781	24,356	64.93	35.07	

RESULTADOS ESTADÍSTICOS DEL CÓMPUTO DISTRITAL DE LA ELECCIÓN DE DIPUTADOS LOCALES

Proceso Electoral Estatal Ordinario 2009

Fuente: Acta de Escrutinio y Cómputo de Diputados Locales

DISTRITO ELECTORAL	MUNICIPIO	SECCIÓN	TIPO DE CASILLA	LISTA NOMINAL								VOTOS VÁLIDOS	VOTOS NULOS	VOTACION TOTAL	% DE PARTIC. CIUDADANA	% DE ABSTENC.									
XVI	CHAMPOTÓN	320	B	671	211	39.3657	293	54.6642	2	0.3731	8	1.4925	4	0.7463	7	1.3060	1	0.1866	526	98.1343	10	1.8657	536	79.89	20.11
XVI	CHAMPOTÓN	320	C1	671	192	39.2638	259	52.9652	3	0.6135	2	0.4090	3	0.6135	19	3.8855	1	0.2045	479	97.9550	10	2.0450	489	72.88	27.12
XVI	CHAMPOTÓN	321	B	396	94	31.6498	174	58.5859	2	0.6734	2	0.6734	1	0.3367	12	4.0404	3	1.0101	288	96.9697	9	3.0303	297	75.00	25.00
XVI	CHAMPOTÓN	321	C1	396	112	36.8421	168	55.2632	0	0.0000	1	0.3289	3	0.9868	10	3.2895	3	0.9868	297	97.6974	7	2.3026	304	76.77	23.23
XVI	CHAMPOTÓN	322	B	473	103	31.6923	195	60.0000	4	1.2308	3	0.9231	4	1.2308	6	1.8462	2	0.6154	317	97.5385	8	2.4615	325	68.72	31.28
XVI	CHAMPOTÓN	322	C1	473	120	37.7358	173	54.4025	5	1.5723	0	0.0000	2	0.6289	16	5.0314	2	0.6289	318	100.0000	0	0.0000	318	67.24	32.76
XVI	CHAMPOTÓN	323	B	484	101	27.5204	229	62.3978	9	2.4523	1	0.2725	3	0.8174	18	4.9046	2	0.5450	363	98.9101	4	1.0899	367	75.83	24.17
XVI	CHAMPOTÓN	323	C1	485	88	24.3094	224	61.8785	4	1.1050	0	0.0000	5	1.3812	25	6.9061	4	1.1050	350	96.6851	12	3.3149	362	74.64	25.36
XVI	CHAMPOTÓN	324	B	542	110	28.8714	223	58.5302	5	1.3123	1	0.2625	3	0.7874	17	4.4619	2	0.5249	361	94.7507	20	5.2493	381	70.30	29.70
XVI	CHAMPOTÓN	324	C1	543	131	31.6425	238	57.4879	7	1.6908	1	0.2415	1	0.2415	21	5.0725	5	1.2077	404	97.5845	10	2.4155	414	76.25	23.75
XVI	CHAMPOTÓN	325	B	557	154	35.0797	234	53.3030	6	1.3667	0	0.0000	6	1.3667	25	5.6948	1	0.2278	426	97.0387	13	2.9613	439	78.82	21.18
XVI	CHAMPOTÓN	325	C1	557	135	32.6087	226	54.5894	7	1.6908	2	0.4831	4	0.9662	32	7.7295	2	0.4831	408	98.5507	6	1.4493	414	74.33	25.67
XVI	CHAMPOTÓN	326	B	625	198	41.5966	219	46.0084	1	0.2101	2	0.4202	35	7.3529	6	1.2605	4	0.8403	465	97.6891	11	2.3109	476	76.16	23.84
XVI	CHAMPOTÓN	327	B	660	197	35.6239	303	54.7920	3	0.5425	1	0.1808	19	3.4358	19	3.4358	0	0.0000	542	98.0108	11	1.9892	553	83.79	16.21
XVI	CHAMPOTÓN	327	C1	660	199	36.7837	295	54.5287	2	0.3697	5	0.9242	10	1.8484	20	3.6969	2	0.3697	533	98.5213	8	1.4787	541	81.97	18.03
XVI	CHAMPOTÓN	328	B	561	168	38.8889	228	52.7778	1	0.2315	2	0.4630	15	3.4722	12	2.7778	0	0.0000	426	98.6111	6	1.3889	432	77.01	22.99
XVI	CHAMPOTÓN	328	C1	562	174	39.3665	229	51.8100	2	0.4525	3	0.6787	13	2.9412	14	3.1674	0	0.0000	435	98.4163	7	1.5837	442	78.65	21.35
XVI	CHAMPOTÓN	329	B	750	220	42.8850	263	51.2671	0	0.0000	0	0.0000	6	1.1696	24	4.6784	0	0.0000	513	100.0000	0	0.0000	513	68.40	31.60
XVI	CHAMPOTÓN	330	B	461	117	31.7935	193	52.4457	1	0.2717	3	0.8152	31	8.4239	13	3.5326	1	0.2717	359	97.5543	9	2.4457	368	79.83	20.17
XVI	CHAMPOTÓN	330	C1	462	126	33.6898	184	49.1979	0	0.0000	0	0.0000	43	11.4973	3	0.8021	0	0.0000	356	95.1872	18	4.8128	374	80.96	19.04
XVI	CHAMPOTÓN	331	B	696	237	63.0319	103	27.3936	3	0.7979	9	2.3936	7	1.8617	4	1.0638	0	0.0000	363	96.5426	13	3.4574	376	54.03	45.97
XVI	CHAMPOTÓN	331	C1	696	208	55.0265	133	35.1852	3	0.7937	10	2.6455	5	1.3228	6	1.5873	0	0.0000	365	96.5608	13	3.4392	378	54.32	45.68
XVI	CHAMPOTÓN	331	C2	697	206	58.6895	114	32.4786	5	1.4245	4	1.1396	2	0.5698	3	0.8547	0	0.0000	334	95.1567	17	4.8433	351	50.36	49.64
XVI	CHAMPOTÓN	331	E1	520	134	31.3084	220	51.4019	2	0.4673	1	0.2336	50	11.6822	11	2.5701	0	0.0000	418	97.6636	10	2.3364	428	82.31	17.69
XVI	CHAMPOTÓN	331	E1 C1	521	129	31.7734	211	51.9704	7	1.7241	0	0.0000	44	10.8374	6	1.4778	0	0.0000	397	97.7833	9	2.2167	406	77.93	22.07
XVI	CHAMPOTÓN	332	B	491	111	32.1739	190	55.0725	4	1.1594	7	2.0290	12	3.4783	7	2.0290	1	0.2899	332	96.2319	13	3.7681	345	70.27	29.73
XVI	CHAMPOTÓN	333	B	525	144	36.9231	179	45.8974	5	1.2821	9	2.3077	11	2.8205	5	1.2821	6	1.5385	359	92.0513	31	7.9487	390	74.29	25.71










INSTITUTO ELECTORAL DEL
ESTADO DE CAMPECHE

RESULTADOS ESTADÍSTICOS DEL CÓMPUTO DISTRITAL DE LA ELECCIÓN DE DIPUTADOS LOCALES

Proceso Electoral Estatal Ordinario 2009

Fuente: Acta de Escrutinio y Cómputo de Diputados Locales

DISTRITO ELECTORAL	MUNICIPIO	SECCIÓN	TIPO DE CASILLA	LISTA NOMINAL								VOTOS VÁLIDOS	VOTOS NULOS	VOTACION TOTAL	% DE PARTIC. CIUDADANA	% DE ABSTENC.										
XVI	CHAMPOTÓN	333	C1	525	165	43.4211	172	45.2632	2	0.5263	9	2.3684	11	2.8947	7	1.8421	1	0.2632	367	96.5789	13	3.4211	380	72.39	27.61	
XVI	CHAMPOTÓN	334	B	723	223	50.3386	172	38.8262	14	3.1603	5	1.1287	16	3.6117	13	2.9345	0	0.0000	443	100.0000	0	0.0000	443	61.28	38.72	
XVI	CHAMPOTÓN	334	E1	125	29	33.7209	52	60.4651	0	0.0000	2	2.3256	2	2.3256	1	1.1628	0	0.0000	86	100.0000	0	0.0000	86	68.80	31.20	
XVI	CHAMPOTÓN	334	E2	85	18	39.1304	23	50.0000	2	4.3478	0	0.0000	0	0.0000	1	2.1739	0	0.0000	44	95.6522	2	4.3478	46	54.12	45.88	
XVI	CHAMPOTÓN	335	B	738	186	47.6923	138	35.3846	9	2.3077	9	2.3077	12	3.0769	6	1.5385	0	0.0000	360	92.3077	30	7.6923	390	52.85	47.15	
XVI	CHAMPOTÓN	336	B	411	139	59.9138	69	29.7414	2	0.8621	8	3.4483	4	1.7241	0	0.0000	0	0.0000	222	95.6897	10	4.3103	232	56.45	43.55	
XVI	CHAMPOTÓN	336	C1	412	133	52.3622	90	35.4331	4	1.5748	9	3.5433	7	2.7559	2	0.7874	1	0.3937	246	96.8504	8	3.1496	254	61.66	38.34	
XVI	CHAMPOTÓN	339	B	470	174	63.9706	88	32.3529	2	0.7353	1	0.3676	4	1.4706	0	0.0000	0	0.0000	269	98.8971	3	1.1029	272	57.88	42.12	
XVI	CHAMPOTÓN	339	C1	471	180	64.9819	82	29.6029	1	0.3610	1	0.3610	5	1.8051	1	0.3610	0	0.0000	270	97.4729	7	2.5271	277	58.82	41.18	
XVI	CHAMPOTÓN	340	B	633	197	57.9412	124	36.4706	1	0.2941	4	1.1765	3	0.8824	0	0.0000	0	0.0000	329	96.7647	11	3.2353	340	53.72	46.28	
XVI	CHAMPOTÓN	340	C1	633	220	60.9418	120	33.2410	2	0.5540	5	1.3850	6	1.6620	0	0.0000	0	0.0000	353	97.7839	8	2.2161	361	57.04	42.96	
XVI	CHAMPOTÓN	340	C2	634	184	55.5891	118	35.6495	2	0.6042	7	2.1148	4	1.2085	2	0.6042	1	0.3021	318	96.0725	13	3.9275	331	52.21	47.79	
XVI	CHAMPOTÓN	340	C3	634	199	57.0201	121	34.6705	0	0.0000	7	2.0057	5	1.4327	3	0.8596	0	0.0000	335	95.9885	14	4.0115	349	55.05	44.95	
XVI	CHAMPOTÓN	347	B	647	163	36.4653	262	58.6130	0	0.0000	2	0.4474	5	1.1186	0	0.0000	0	0.0000	432	96.6443	15	3.3557	447	69.09	30.91	
XVI	CHAMPOTÓN	347	E1	593	186	53.1429	149	42.5714	2	0.5714	3	0.8571	4	1.1429	1	0.2857	1	0.2857	346	98.8571	4	1.1429	350	59.03	40.97	
RESULTADO DEL CÓMPUTO DISTRITAL				42	22,869	6,515	41.9511	7,480	48.1648	136	0.8757	149	0.9594	430	2.7688	398	2.5628	46	0.2962	15,154	97.5789	376	2.4211	15,530	67.91	32.09

RESULTADOS ESTADÍSTICOS DEL CÓMPUTO DISTRITAL DE LA ELECCIÓN DE DIPUTADOS LOCALES

Proceso Electoral Estatal Ordinario 2009

Fuente: Acta de Escrutinio y Cómputo de Diputados Locales
Acta de Escrutinio y Cómputo de la casilla levantada en el consejo distrital (ACL)








DISTRITO ELECTORAL	MUNICIPIO	SECCIÓN	TIPO DE CASILLA	LISTA NOMINAL								VOTOS VÁLIDOS	VOTOS NULOS	VOTACION TOTAL	% DE PARTIC. CIUDADANA	% DE ABSTENC.
--------------------	-----------	---------	-----------------	---------------	---	---	---	--	---	---	---	---------------	-------------	----------------	------------------------	---------------

XVII	CALKINI	147	B	630	139	30.6167	110	24.2291	56	12.3348	16	3.5242	75	16.5198	35	7.7093	0	0.0000	431	94.9339	23	5.0661	454	72.07	27.93	ACL
XVII	CALKINI	147	C1	630	151	33.4071	107	23.6726	49	10.8407	18	3.9823	80	17.6991	31	6.8584	0	0.0000	436	96.4602	16	3.5398	452	71.75	28.25	ACL
XVII	CALKINI	148	B	516	112	31.1978	117	32.5905	12	3.3426	33	9.1922	48	13.3705	30	8.3565	0	0.0000	352	98.0501	7	1.9499	359	69.58	30.42	ACL
XVII	CALKINI	148	C1	517	122	32.7078	95	25.4692	13	3.4853	33	8.8472	68	18.2306	21	5.6300	0	0.0000	352	94.3700	21	5.6300	373	72.15	27.85	ACL
XVII	CALKINI	149	B	508	172	40.8551	114	27.0784	7	1.6627	10	2.3753	64	15.2019	42	9.9762	0	0.0000	409	97.1496	12	2.8504	421	82.88	17.12	ACL
XVII	CALKINI	149	C1	509	152	39.5833	115	29.9479	6	1.5625	9	2.3438	56	14.5833	32	8.3333	0	0.0000	370	96.3542	14	3.6458	384	75.45	24.55	ACL
XVII	CALKINI	150	B	396	63	21.6495	119	40.8935	18	6.1856	9	3.0928	44	15.1203	27	9.2784	0	0.0000	280	96.2199	11	3.7801	291	73.49	26.51	ACL
XVII	CALKINI	150	C1	397	99	33.7884	87	29.6928	19	6.4846	8	2.7304	41	13.9932	34	11.6041	0	0.0000	288	98.2935	5	1.7065	293	73.81	26.19	ACL
XVII	CALKINI	151	B	731	174	32.3420	132	24.5353	13	2.4164	20	3.7175	83	15.4275	92	17.1004	0	0.0000	514	95.5390	24	4.4610	538	73.60	26.40	ACL
XVII	CALKINI	152	B	512	141	38.7363	82	22.5275	15	4.1209	14	3.8462	63	17.3077	31	8.5165	0	0.0000	346	95.0549	18	4.9451	364	71.10	28.90	ACL
XVII	CALKINI	152	C1	513	136	36.3636	113	30.2139	7	1.8717	10	2.6738	59	15.7754	34	9.0909	0	0.0000	359	95.9893	15	4.0107	374	72.91	27.09	ACL
XVII	CALKINI	153	B	488	121	34.5714	94	26.8571	10	2.8571	24	6.8571	70	20.0000	20	5.7143	0	0.0000	339	96.8571	11	3.1429	350	71.73	28.27	ACL
XVII	CALKINI	153	C1	489	141	39.3855	87	24.3017	8	2.2346	21	5.8659	51	14.2458	37	10.3352	0	0.0000	345	96.3687	13	3.6313	358	73.22	26.78	ACL
XVII	CALKINI	154	B	680	189	38.9691	93	19.1753	2	0.4124	30	6.1856	110	22.6804	37	7.6289	0	0.0000	461	95.0515	24	4.9485	485	71.33	28.67	ACL
XVII	CALKINI	154	C1	681	176	37.4468	107	22.7660	5	1.0638	25	5.3191	103	21.9149	33	7.0213	0	0.0000	449	95.5319	21	4.4681	470	69.02	30.98	ACL
XVII	CALKINI	155	B	594	132	30.9859	96	22.5352	14	3.2864	8	1.8779	132	30.9859	31	7.2770	0	0.0000	413	96.9484	13	3.0516	426	71.72	28.28	ACL
XVII	CALKINI	155	C1	594	126	29.0993	89	20.5543	16	3.6952	15	3.4642	144	33.2564	24	5.5427	0	0.0000	414	95.6120	19	4.3880	433	72.90	27.10	ACL
XVII	CALKINI	156	B	715	191	36.6603	95	18.2342	10	1.9194	11	2.1113	146	28.0230	49	9.4050	0	0.0000	502	96.3532	19	3.6468	521	72.87	27.13	ACL
XVII	CALKINI	157	B	615	136	27.2545	124	24.8497	10	2.0040	3	0.6012	193	38.6774	17	3.4068	0	0.0000	483	96.7936	16	3.2064	499	81.14	18.86	ACL
XVII	CALKINI	158	B	706	176	30.0341	207	35.3242	16	2.7304	16	2.7304	109	18.6007	33	5.6314	0	0.0000	557	95.0512	29	4.9488	586	83.01	16.99	ACL
XVII	CALKINI	159	B	738	181	36.7140	262	53.1440	6	1.2170	2	0.4057	24	4.8682	12	2.4341	0	0.0000	487	98.7830	6	1.2170	493	66.81	33.19	ACL
XVII	CALKINI	160	B	750	243	43.7050	248	44.6043	14	2.5180	6	1.0791	16	2.8777	19	3.4173	0	0.0000	546	98.2014	10	1.7986	556	74.14	25.86	ACL
XVII	CALKINI	161	B	413	136	45.4849	118	39.4649	9	3.0100	2	0.6689	19	6.3545	6	2.0067	0	0.0000	290	96.9900	9	3.0100	299	72.40	27.60	ACL
XVII	CALKINI	161	C1	413	132	46.8085	114	40.4255	4	1.4184	3	1.0638	11	3.9007	7	2.4823	0	0.0000	271	96.0993	11	3.9007	282	68.29	31.71	ACL
XVII	CALKINI	162	B	411	157	49.8413	120	38.0952	14	4.4444	4	1.2698	6	1.9048	7	2.2222	0	0.0000	308	97.7778	7	2.2222	315	76.65	23.35	ACL
XVII	CALKINI	162	C1	412	158	50.9677	126	40.6452	9	2.9032	5	1.6129	6	1.9355	2	0.6452	0	0.0000	306	98.7097	4	1.2903	310	75.25	24.75	ACL
XVII	CALKINI	163	B	377	134	45.4237	119	40.3390	14	4.7458	5	1.6949	11	3.7288	5	1.6949	0	0.0000	288	97.6271	7	2.3729	295	78.25	21.75	ACL

RESULTADOS ESTADÍSTICOS DEL CÓMPUTO DISTRITAL DE LA ELECCIÓN DE DIPUTADOS LOCALES

Proceso Electoral Estatal Ordinario 2009

Fuente: Acta de Escrutinio y Cómputo de Diputados Locales
Acta de Escrutinio y Cómputo de la casilla levantada en el consejo distrital (ACL)

DISTRITO ELECTORAL	MUNICIPIO	SECCIÓN	TIPO DE CASILLA	LISTA NOMINAL								VOTOS VÁLIDOS	VOTOS NULOS	VOTACION TOTAL	% DE PARTIC. CIUDADANA	% DE ABSTENC.										
XVII	CALKINI	163	C1	377	129	44.3299	133	45.7045	6	2.0619	2	0.6873	12	4.1237	3	1.0309	0	0.0000	285	97.9381	6	2.0619	291	77.19	22.81	ACL
XVII	CALKINI	164	B	384	72	25.3521	163	57.3944	5	1.7606	2	0.7042	23	8.0986	14	4.9296	0	0.0000	279	98.2394	5	1.7606	284	73.96	26.04	ACL
XVII	CALKINI	164	C1	385	108	38.5714	136	48.5714	11	3.9286	3	1.0714	10	3.5714	8	2.8571	0	0.0000	276	98.5714	4	1.4286	280	72.73	27.27	ACL
XVII	CALKINI	165	B	222	17	8.1731	161	77.4038	0	0.0000	0	0.0000	10	4.8077	13	6.2500	0	0.0000	201	96.6346	7	3.3654	208	93.70	6.30	ACL
XVII	CALKINI	166	B	579	202	42.5263	231	48.6316	6	1.2632	3	0.6316	16	3.3684	12	2.5263	0	0.0000	470	98.9474	5	1.0526	475	82.04	17.96	ACL
XVII	CALKINI	166	C1	580	233	46.6934	234	46.8938	8	1.6032	2	0.4008	13	2.6052	3	0.6012	0	0.0000	493	98.7976	6	1.2024	499	86.04	13.96	ACL
XVII	CALKINI	166	C2	580	192	40.7643	223	47.3461	6	1.2739	1	0.2123	29	6.1571	15	3.1847	0	0.0000	466	98.9384	5	1.0616	471	81.21	18.79	ACL
XVII	CALKINI	167	B	522	168	38.6207	202	46.4368	6	1.3793	3	0.6897	23	5.2874	33	7.5862	0	0.0000	435	100.0000	0	0.0000	435	83.34	16.66	ACL
XVII	CALKINI	167	C1	522	152	36.1905	214	50.9524	6	1.4286	2	0.4762	12	2.8571	26	6.1905	0	0.0000	412	98.0952	8	1.9048	420	80.46	19.54	ACL
XVII	CALKINI	168	B	545	213	48.6301	188	42.9224	3	0.6849	5	1.1416	12	2.7397	10	2.2831	0	0.0000	431	98.4018	7	1.5982	438	80.37	19.63	ACL
XVII	CALKINI	168	C1	546	194	42.8256	216	47.6821	8	1.7660	2	0.4415	18	3.9735	7	1.5453	0	0.0000	445	98.2340	8	1.7660	453	82.97	17.03	ACL
XVII	CALKINI	169	B	658	182	40.5345	161	35.8575	3	0.6682	9	2.0045	64	14.2539	12	2.6726	0	0.0000	431	95.9911	18	4.0089	449	68.24	31.76	ACL
XVII	CALKINI	169	C1	658	155	30.8765	231	46.0159	7	1.3944	12	2.3904	68	13.5458	20	3.9841	0	0.0000	493	98.2072	9	1.7928	502	76.30	23.70	ACL
XVII	CALKINI	170	B	410	166	48.2558	115	33.4302	3	0.8721	3	0.8721	29	8.4302	14	4.0698	0	0.0000	330	95.9302	14	4.0698	344	83.91	16.09	ACL
XVII	CALKINI	170	C1	410	134	38.7283	172	49.7110	1	0.2890	1	0.2890	15	4.3353	7	2.0231	0	0.0000	330	95.3757	16	4.6243	346	84.40	15.60	ACL
XVII	CALKINI	171	B	591	157	33.5470	158	33.7607	30	6.4103	5	1.0684	69	14.7436	21	4.4872	0	0.0000	440	94.0171	28	5.9829	468	79.19	20.81	ACL
XVII	CALKINI	172	B	556	175	44.9871	129	33.1620	6	1.5424	17	4.3702	45	11.5681	2	0.5141	0	0.0000	374	96.1440	15	3.8560	389	69.97	30.03	ACL
XVII	CALKINI	172	C1	556	166	38.6047	162	37.6744	7	1.6279	17	3.9535	59	13.7209	8	1.8605	0	0.0000	419	97.4419	11	2.5581	430	77.34	22.66	ACL
XVII	CALKINI	173	B	729	190	38.6179	245	49.7967	4	0.8130	8	1.6260	19	3.8618	21	4.2683	0	0.0000	487	98.9837	5	1.0163	492	67.49	32.51	ACL
XVII	CALKINI	173	C1	730	178	35.5289	251	50.0998	11	2.1956	11	2.1956	24	4.7904	16	3.1936	0	0.0000	491	98.0040	10	1.9960	501	68.64	31.36	ACL
XVII	CALKINI	174	B	536	128	33.7731	191	50.3958	7	1.8470	4	1.0554	29	7.6517	11	2.9024	0	0.0000	370	97.6253	9	2.3747	379	70.71	29.29	ACL
XVII	CALKINI	174	C1	537	108	29.7521	178	49.0358	10	2.7548	5	1.3774	32	8.8154	17	4.6832	0	0.0000	350	96.4187	13	3.5813	363	67.60	32.40	ACL
XVII	CALKINI	175	B	555	166	39.8082	205	49.1607	6	1.4388	4	0.9592	17	4.0767	10	2.3981	0	0.0000	408	97.8417	9	2.1583	417	75.14	24.86	ACL
XVII	CALKINI	175	C1	555	137	34.2500	216	54.0000	6	1.5000	5	1.2500	14	3.5000	14	3.5000	0	0.0000	392	98.0000	8	2.0000	400	72.08	27.92	ACL
XVII	CALKINI	175	C2	555	143	37.1429	174	45.1948	10	2.5974	5	1.2987	22	5.7143	14	3.6364	0	0.0000	368	95.5844	17	4.4156	385	69.37	30.63	ACL
XVII	CALKINI	176	B	559	152	38.8747	163	41.6880	8	2.0460	1	0.2558	33	8.4399	15	3.8363	0	0.0000	372	95.1407	19	4.8593	391	69.95	30.05	ACL
XVII	CALKINI	176	C1	560	148	39.2573	175	46.4191	3	0.7958	3	0.7958	20	5.3050	11	2.9178	0	0.0000	360	95.4907	17	4.5093	377	67.33	32.67	ACL

RESULTADOS ESTADÍSTICOS DEL CÓMPUTO DISTRITAL DE LA ELECCIÓN DE DIPUTADOS LOCALES

Proceso Electoral Estatal Ordinario 2009

Fuente: Acta de Escrutinio y Cómputo de Diputados Locales
Acta de Escrutinio y Cómputo de la casilla levantada en el consejo distrital (ACL)

DISTRITO ELECTORAL	MUNICIPIO	SECCIÓN	TIPO DE CASILLA	LISTA NOMINAL								VOTOS VÁLIDOS	VOTOS NULOS	VOTACION TOTAL	% DE PARTIC. CIUDADANA	% DE ABSTENC.
--------------------	-----------	---------	-----------------	---------------	---	---	---	--	---	---	---	---------------	-------------	----------------	------------------------	---------------








XVII	CALKINI	176	C2	560	152	39.0746	181	46.5296	6	1.5424	3	0.7712	29	7.4550	7	1.7995	0	0.0000	378	97.1722	11	2.8278	389	69.47	30.53	ACL
XVII	CALKINI	177	B	732	193	35.8736	262	48.6989	3	0.5576	2	0.3717	51	9.4796	15	2.7881	0	0.0000	526	97.7695	12	2.2305	538	73.50	26.50	ACL
XVII	CALKINI	177	C1	733	207	38.9831	231	43.5028	4	0.7533	7	1.3183	53	9.9812	12	2.2599	0	0.0000	514	96.7985	17	3.2015	531	72.45	27.55	ACL
XVII	CALKINI	178	B	292	100	42.5532	41	17.4468	6	2.5532	1	0.4255	61	25.9574	16	6.8085	0	0.0000	225	95.7447	10	4.2553	235	80.48	19.52	ACL
XVII	CALKINI	179	B	551	251	53.7473	168	35.9743	3	0.6424	2	0.4283	15	3.2120	20	4.2827	0	0.0000	459	98.2869	8	1.7131	467	84.76	15.24	ACL
XVII	CALKINI	179	C1	552	278	58.0376	164	34.2380	1	0.2088	3	0.6263	11	2.2965	10	2.0877	0	0.0000	467	97.4948	12	2.5052	479	86.78	13.22	ACL
XVII	CALKINI	180	B	531	221	49.4407	187	41.8345	3	0.6711	4	0.8949	13	2.9083	3	0.6711	0	0.0000	431	96.4206	16	3.5794	447	84.19	15.81	ACL
XVII	CALKINI	180	C1	531	228	49.7817	202	44.1048	0	0.0000	2	0.4367	12	2.6201	2	0.4367	0	0.0000	446	97.3799	12	2.6201	458	86.26	13.74	ACL
XVII	CALKINI	180	C2	532	176	40.6467	224	51.7321	0	0.0000	1	0.2309	11	2.5404	5	1.1547	0	0.0000	417	96.3048	16	3.6952	433	81.40	18.60	ACL
XVII	CALKINI	181	B	233	100	46.7290	101	47.1963	0	0.0000	1	0.4673	10	4.6729	2	0.9346	0	0.0000	214	100.0000	0	0.0000	214	91.85	8.15	ACL
XVII	CALKINI	181	E1	118	43	48.8636	37	42.0455	1	1.1364	1	1.1364	5	5.6818	1	1.1364	0	0.0000	88	100.0000	0	0.0000	88	74.58	25.42	ACL
XVII	CALKINI	182	B	150	61	50.0000	54	44.2623	0	0.0000	0	0.0000	6	4.9180	0	0.0000	0	0.0000	121	99.1803	1	0.8197	122	81.34	18.66	ACL

RESULTADO DEL CÓMPUTO DISTRITAL	66	10,165	10,169	590	522	2,846	1,198	0	25,490	779	26,269
CASILLAS ANULADAS	1	100	101	0	1	10	2	0	0	0	0
RESULTADOS MODIFICADOS	65	10,065	10,068	590	521	2,836	1,196	0	25,276	779	26,055

RESULTADOS ESTADÍSTICOS DEL CÓMPUTO DISTRITAL DE LA ELECCIÓN DE DIPUTADOS LOCALES

Proceso Electoral Estatal Ordinario 2009








Fuente: Acta de Escrutinio y Cómputo de Diputados Locales

DISTRITO ELECTORAL	MUNICIPIO	SECCIÓN	TIPO DE CASILLA	LISTA NOMINAL								VOTOS VÁLIDOS	VOTOS NULOS	VOTACION TOTAL	% DE PARTIC. CIUDADANA	% DE ABSTENC.									
XVIII	HOPELCHEN	381	B	720	276	54.5455	194	38.3399	3	0.5929	1	0.1976	5	0.9881	19	3.7549	0	0.0000	498	98.4190	8	1.5810	506	70.28	29.72
XVIII	HOPELCHEN	381	C1	721	305	58.9942	175	33.8491	2	0.3868	0	0.0000	0	0.0000	25	4.8356	0	0.0000	507	98.0658	10	1.9342	517	71.71	28.29
XVIII	HOPELCHEN	382	B	742	231	52.1445	182	41.0835	4	0.9029	0	0.0000	3	0.6772	19	4.2889	0	0.0000	439	99.0971	4	0.9029	443	59.71	40.29
XVIII	HOPELCHEN	382	C1	742	178	46.9657	168	44.3272	2	0.5277	0	0.0000	0	0.0000	21	5.5409	0	0.0000	369	97.3615	10	2.6385	379	51.08	48.92
XVIII	HOPELCHEN	382	C2	742	192	50.5263	160	42.1053	0	0.0000	1	0.2632	2	0.5263	17	4.4737	0	0.0000	372	97.8947	8	2.1053	380	51.22	48.78
XVIII	HOPELCHEN	383	B	463	131	38.6431	149	43.9528	2	0.5900	3	0.8850	3	0.8850	41	12.0944	4	1.1799	333	98.2301	6	1.7699	339	73.22	26.78
XVIII	HOPELCHEN	383	C1	464	154	42.4242	154	42.4242	3	0.8264	0	0.0000	2	0.5510	44	12.1212	0	0.0000	357	98.3471	6	1.6529	363	78.24	21.76
XVIII	HOPELCHEN	384	B	428	148	45.9627	143	44.4099	5	1.5528	1	0.3106	0	0.0000	18	5.5901	1	0.3106	316	98.1366	6	1.8634	322	75.24	24.76
XVIII	HOPELCHEN	384	C1	429	180	51.7241	141	40.5172	3	0.8621	2	0.5747	1	0.2874	21	6.0345	0	0.0000	348	100.0000	0	0.0000	348	81.12	18.88
XVIII	HOPELCHEN	385	B	272	173	72.0833	65	27.0833	1	0.4167	0	0.0000	1	0.4167	0	0.0000	0	0.0000	240	100.0000	0	0.0000	240	88.24	11.76
XVIII	HOPELCHEN	386	B	303	47	25.6831	124	67.7596	3	1.6393	1	0.5464	0	0.0000	4	2.1858	0	0.0000	179	97.8142	4	2.1858	183	60.40	39.60
XVIII	HOPELCHEN	387	B	187	89	50.8571	78	44.5714	1	0.5714	0	0.0000	1	0.5714	5	2.8571	1	0.5714	175	100.0000	0	0.0000	175	93.59	6.41
XVIII	HOPELCHEN	388	B	666	233	46.8813	230	46.2777	5	1.0060	4	0.8048	0	0.0000	11	2.2133	1	0.2012	484	97.3843	13	2.6157	497	74.63	25.37
XVIII	HOPELCHEN	388	C1	666	186	41.7040	233	52.2422	1	0.2242	0	0.0000	2	0.4484	15	3.3632	0	0.0000	437	97.9821	9	2.0179	446	66.97	33.03
XVIII	HOPELCHEN	388	C2	667	233	48.7448	212	44.3515	3	0.6276	0	0.0000	5	1.0460	13	2.7197	2	0.4184	468	97.9079	10	2.0921	478	71.67	28.33
XVIII	HOPELCHEN	389	B	431	159	49.5327	128	39.8754	2	0.6231	2	0.6231	1	0.3115	13	4.0498	1	0.3115	306	95.3271	15	4.6729	321	74.48	25.52
XVIII	HOPELCHEN	389	C1	432	175	54.6875	130	40.6250	4	1.2500	1	0.3125	2	0.6250	4	1.2500	0	0.0000	316	98.7500	4	1.2500	320	74.08	25.92
XVIII	HOPELCHEN	390	B	219	111	57.8125	80	41.6667	0	0.0000	0	0.0000	0	0.0000	0	0.0000	0	0.0000	191	99.4792	1	0.5208	192	87.68	12.32
XVIII	HOPELCHEN	391	B	339	152	64.9573	76	32.4786	0	0.0000	1	0.4274	0	0.0000	3	1.2821	0	0.0000	232	99.1453	2	0.8547	234	69.03	30.97
XVIII	HOPELCHEN	392	B	136	66	51.9685	61	48.0315	0	0.0000	0	0.0000	0	0.0000	0	0.0000	0	0.0000	127	100.0000	0	0.0000	127	93.39	6.61
XVIII	HOPELCHEN	393	B	116	72	71.2871	21	20.7921	0	0.0000	1	0.9901	0	0.0000	2	1.9802	0	0.0000	96	95.0495	5	4.9505	101	87.07	12.93
XVIII	HOPELCHEN	394	B	626	275	49.6390	257	46.3899	11	1.9856	1	0.1805	1	0.1805	3	0.5415	1	0.1805	549	99.0975	5	0.9025	554	88.50	11.50
XVIII	HOPELCHEN	395	B	688	322	59.8513	196	36.4312	0	0.0000	1	0.1859	2	0.3717	17	3.1599	0	0.0000	538	100.0000	0	0.0000	538	78.20	21.80
XVIII	HOPELCHEN	396	B	449	185	52.1127	136	38.3099	7	1.9718	1	0.2817	2	0.5634	9	2.5352	1	0.2817	341	96.0563	14	3.9437	355	79.07	20.93
XVIII	HOPELCHEN	397	B	586	301	67.9458	98	22.1219	1	0.2257	4	0.9029	1	0.2257	23	5.1919	1	0.2257	429	96.8397	14	3.1603	443	75.60	24.40
XVIII	HOPELCHEN	398	B	637	275	60.1751	169	36.9803	6	1.3129	1	0.2188	1	0.2188	5	1.0941	0	0.0000	457	100.0000	0	0.0000	457	71.75	28.25
XVIII	HOPELCHEN	399	B	409	195	58.3832	109	32.6347	4	1.1976	0	0.0000	3	0.8982	11	3.2934	0	0.0000	322	96.4072	12	3.5928	334	81.67	18.33

RESULTADOS ESTADÍSTICOS DEL CÓMPUTO DISTRITAL DE LA ELECCIÓN DE DIPUTADOS LOCALES

Proceso Electoral Estatal Ordinario 2009








Fuente: Acta de Escrutinio y Cómputo de Diputados Locales

DISTRITO ELECTORAL	MUNICIPIO	SECCIÓN	TIPO DE CASILLA	LISTA NOMINAL									VOTOS VÁLIDOS	VOTOS NULOS	VOTACION TOTAL	% DE PARTIC. CIUDADANA	% DE ABSTENC.								
XVIII	HOPELCHEN	400	B	490	234	56.7961	170	41.2621	0	0.0000	0	0.0000	0	0.0000	0	0.0000	404	98.0583	8	1.9417	412	84.09	15.91		
XVIII	HOPELCHEN	400	C1	490	155	37.8973	252	61.6137	1	0.2445	0	0.0000	0	0.0000	0	0.0000	408	99.7555	1	0.2445	409	83.47	16.53		
XVIII	HOPELCHEN	401	B	479	241	59.8015	156	38.7097	2	0.4963	1	0.2481	1	0.2481	0	0.0000	401	99.5037	2	0.4963	403	84.14	15.86		
XVIII	HOPELCHEN	401	C1	480	220	51.6432	199	46.7136	2	0.4695	1	0.2347	1	0.2347	0	0.0000	423	99.2958	3	0.7042	426	88.75	11.25		
XVIII	HOPELCHEN	402	B	552	70	46.0526	55	36.1842	15	9.8684	1	0.6579	0	0.0000	0	0.0000	141	92.7632	11	7.2368	152	27.54	72.46		
XVIII	HOPELCHEN	403	B	532	155	44.5402	166	47.7011	5	1.4368	2	0.5747	1	0.2874	4	1.1494	0	0.0000	333	95.6897	15	4.3103	348	65.42	34.58
XVIII	HOPELCHEN	403	C1	532	136	39.8827	172	50.4399	6	1.7595	0	0.0000	1	0.2933	17	4.9853	0	0.0000	332	97.3607	9	2.6393	341	64.10	35.90
XVIII	HOPELCHEN	404	B	393	125	42.9553	138	47.4227	5	1.7182	1	0.3436	1	0.3436	12	4.1237	0	0.0000	282	96.9072	9	3.0928	291	74.05	25.95
XVIII	HOPELCHEN	404	C1	394	126	43.5986	145	50.1730	7	2.4221	1	0.3460	0	0.0000	3	1.0381	0	0.0000	282	97.5779	7	2.4221	289	73.36	26.64
XVIII	HOPELCHEN	405	B	430	65	59.6330	37	33.9450	2	1.8349	1	0.9174	0	0.0000	3	2.7523	0	0.0000	108	99.0826	1	0.9174	109	25.35	74.65
XVIII	HOPELCHEN	406	B	351	150	61.7284	83	34.1564	4	1.6461	1	0.4115	3	1.2346	2	0.8230	0	0.0000	243	100.0000	0	0.0000	243	69.24	30.76
XVIII	HOPELCHEN	407	B	691	349	62.9964	189	34.1155	3	0.5415	2	0.3610	2	0.3610	2	0.3610	1	0.1805	548	98.9170	6	1.0830	554	80.18	19.82
XVIII	HOPELCHEN	408	B	305	135	53.3597	102	40.3162	2	0.7905	0	0.0000	0	0.0000	7	2.7668	1	0.3953	247	97.6285	6	2.3715	253	82.96	17.04
XVIII	HOPELCHEN	409	B	604	291	57.9681	153	30.4781	23	4.5817	1	0.1992	4	0.7968	12	2.3904	0	0.0000	484	96.4143	18	3.5857	502	83.12	16.88
XVIII	HOPELCHEN	410	B	566	248	49.6000	226	45.2000	6	1.2000	0	0.0000	0	0.0000	11	2.2000	9	1.8000	500	100.0000	0	0.0000	500	88.34	11.66
XVIII	HOPELCHEN	410	C1	567	294	60.0000	160	32.6531	4	0.8163	1	0.2041	4	0.8163	22	4.4898	1	0.2041	486	99.1837	4	0.8163	490	86.42	13.58
XVIII	HOPELCHEN	411	B	356	161	58.7591	97	35.4015	3	1.0949	0	0.0000	0	0.0000	4	1.4599	0	0.0000	265	96.7153	9	3.2847	274	76.97	23.03
XVIII	HOPELCHEN	412	B	253	153	63.2231	82	33.8843	4	1.6529	1	0.4132	0	0.0000	1	0.4132	0	0.0000	241	99.5868	1	0.4132	242	95.66	4.34
XVIII	HOPELCHEN	413	B	211	125	69.4444	48	26.6667	3	1.6667	0	0.0000	0	0.0000	0	0.0000	0	0.0000	176	97.7778	4	2.2222	180	85.31	14.69
XVIII	CALAKMUL	413	E1	96	44	51.1628	36	41.8605	1	1.1628	0	0.0000	2	2.3256	0	0.0000	0	0.0000	83	96.5116	3	3.4884	86	89.59	10.41
XVIII	CALAKMUL	414	B	200	35	24.6479	88	61.9718	0	0.0000	9	6.3380	3	2.1127	3	2.1127	0	0.0000	138	97.1831	4	2.8169	142	71.00	29.00
XVIII	CALAKMUL	415	B	666	182	39.9123	200	43.8596	25	5.4825	11	2.4123	4	0.8772	12	2.6316	0	0.0000	434	95.1754	22	4.8246	456	68.47	31.53
XVIII	CALAKMUL	415	C1	667	188	40.6048	195	42.1166	28	6.0475	15	3.2397	10	2.1598	5	1.0799	2	0.4320	443	95.6803	20	4.3197	463	69.42	30.58
XVIII	CALAKMUL	416	B	141	37	36.6337	45	44.5545	0	0.0000	9	8.9109	2	1.9802	2	1.9802	0	0.0000	95	94.0594	6	5.9406	101	71.64	28.36
XVIII	CALAKMUL	417	B	588	147	38.6842	173	45.5263	13	3.4211	18	4.7368	6	1.5789	12	3.1579	2	0.5263	371	97.6316	9	2.3684	380	64.63	35.37
XVIII	CALAKMUL	417	C1	588	140	36.5535	181	47.2585	14	3.6554	15	3.9164	9	2.3499	10	2.6110	1	0.2611	370	96.6057	13	3.3943	383	65.14	34.86
XVIII	CALAKMUL	417	C2	589	136	39.3064	165	47.6879	7	2.0231	16	4.6243	5	1.4451	8	2.3121	1	0.2890	338	97.6879	8	2.3121	346	58.75	41.25

RESULTADOS ESTADÍSTICOS DEL CÓMPUTO DISTRITAL DE LA ELECCIÓN DE DIPUTADOS LOCALES

Proceso Electoral Estatal Ordinario 2009








Fuente: Acta de Escrutinio y Cómputo de Diputados Locales

DISTRITO ELECTORAL	MUNICIPIO	SECCIÓN	TIPO DE CASILLA	LISTA NOMINAL								VOTOS VÁLIDOS	VOTOS NULOS	VOTACION TOTAL	% DE PARTIC. CIUDADANA	% DE ABSTENC.									
XVIII	CALAKMUL	417	C3	589	126	35.1955	170	47.4860	17	4.7486	21	5.8659	6	1.6760	7	1.9553	0	0.0000	347	96.9274	11	3.0726	358	60.79	39.21
XVIII	CALAKMUL	417	E1	281	101	48.0952	82	39.0476	3	1.4286	16	7.6190	0	0.0000	2	0.9524	1	0.4762	205	97.6190	5	2.3810	210	74.74	25.26
XVIII	CALAKMUL	418	B	123	40	54.7945	30	41.0959	2	2.7397	0	0.0000	0	0.0000	0	0.0000	0	0.0000	72	98.6301	1	1.3699	73	59.35	40.65
XVIII	CALAKMUL	419	B	351	79	36.2385	115	52.7523	8	3.6697	3	1.3761	8	3.6697	1	0.4587	0	0.0000	214	98.1651	4	1.8349	218	62.11	37.89
XVIII	CALAKMUL	420	B	221	40	25.1572	93	58.4906	12	7.5472	7	4.4025	1	0.6289	0	0.0000	0	0.0000	153	96.2264	6	3.7736	159	71.95	28.05
XVIII	CALAKMUL	421	B	689	174	40.7494	154	36.0656	6	1.4052	44	10.3044	5	1.1710	16	3.7471	1	0.2342	400	93.6768	27	6.3232	427	61.98	38.02
XVIII	CALAKMUL	421	C1	690	140	35.4430	158	40.0000	17	4.3038	35	8.8608	4	1.0127	18	4.5570	0	0.0000	372	94.1772	23	5.8228	395	57.25	42.75
XVIII	CALAKMUL	422	B	693	121	31.5104	132	34.3750	41	10.6771	40	10.4167	26	6.7708	0	0.0000	1	0.2604	361	94.0104	23	5.9896	384	55.42	44.58
XVIII	CALAKMUL	423	B	197	100	64.1026	48	30.7692	5	3.2051	1	0.6410	1	0.6410	1	0.6410	0	0.0000	156	100.0000	0	0.0000	156	79.19	20.81
XVIII	CALAKMUL	424	B	414	104	46.0177	89	39.3805	0	0.0000	24	10.6195	1	0.4425	1	0.4425	1	0.4425	220	97.3451	6	2.6549	226	54.59	45.41
XVIII	CALAKMUL	425	B	397	102	45.3333	66	29.3333	13	5.7778	33	14.6667	2	0.8889	2	0.8889	0	0.0000	218	96.8889	7	3.1111	225	56.68	43.32
XVIII	CALAKMUL	425	C1	397	109	45.2282	42	17.4274	14	5.8091	47	19.5021	6	2.4896	8	3.3195	0	0.0000	226	93.7759	15	6.2241	241	60.71	39.29
XVIII	CALAKMUL	426	B	742	158	37.1765	188	44.2353	5	1.1765	72	16.9412	2	0.4706	0	0.0000	0	0.0000	425	100.0000	0	0.0000	425	57.28	42.72
XVIII	CALAKMUL	426	C1	743	171	36.8534	194	41.8103	10	2.1552	64	13.7931	4	0.8621	2	0.4310	2	0.4310	447	96.3362	17	3.6638	464	62.45	37.55
XVIII	CALAKMUL	427	B	476	95	36.5385	139	53.4615	4	1.5385	16	6.1538	4	1.5385	1	0.3846	1	0.3846	260	100.0000	0	0.0000	260	54.63	45.37
XVIII	CALAKMUL	427	C1	477	92	32.3944	151	53.1690	2	0.7042	15	5.2817	5	1.7606	3	1.0563	0	0.0000	268	94.3662	16	5.6338	284	59.54	40.46
RESULTADO DEL CÓMPUTO DISTRITAL	70	32,971	11,128	48.5727	9,473	41.3488	432	1.8856	549	2.3963	176	0.7682	577	2.5186	42	0.1833	22,377	97.6735	533	2.3265	22,910	69.49	30.51		

RESULTADOS ESTADÍSTICOS DEL CÓMPUTO DISTRITAL DE LA ELECCIÓN DE DIPUTADOS LOCALES

Proceso Electoral Estatal Ordinario 2009








Fuente: Acta de Escrutinio y Cómputo de Diputados Locales

DISTRITO ELECTORAL	MUNICIPIO	SECCIÓN	TIPO DE CASILLA	LISTA NOMINAL								VOTOS VÁLIDOS	VOTOS NULOS	VOTACION TOTAL	% DE PARTIC. CIUDADANA	% DE ABSTENC.									
XIX	HECELCHAKÁN	363	B	570	155	35.6322	194	44.5977	10	2.2989	7	1.6092	13	2.9885	39	8.9655	0	0.0000	418	96.0920	17	3.9080	435	76.32	23.68
XIX	HECELCHAKÁN	363	C1	571	168	38.7991	183	42.2633	16	3.6952	7	1.6166	9	2.0785	33	7.6212	0	0.0000	416	96.0739	17	3.9261	433	75.84	24.16
XIX	HECELCHAKÁN	363	C2	571	166	38.2488	190	43.7788	12	2.7650	4	0.9217	12	2.7650	31	7.1429	0	0.0000	415	95.6221	19	4.3779	434	76.01	23.99
XIX	HECELCHAKÁN	364	B	559	158	39.0123	177	43.7037	8	1.9753	3	0.7407	15	3.7037	24	5.9259	0	0.0000	385	95.0617	20	4.9383	405	72.46	27.54
XIX	HECELCHAKÁN	364	C1	559	150	35.7143	205	48.8095	7	1.6667	5	1.1905	7	1.6667	22	5.2381	0	0.0000	396	94.2857	24	5.7143	420	75.14	24.86
XIX	HECELCHAKÁN	364	C2	559	168	39.0698	212	49.3023	7	1.6279	0	0.0000	5	1.1628	21	4.8837	0	0.0000	413	96.0465	17	3.9535	430	76.93	23.07
XIX	HECELCHAKÁN	365	B	427	108	31.4869	176	51.3120	8	2.3324	6	1.7493	7	2.0408	25	7.2886	1	0.2915	331	96.5015	12	3.4985	343	80.33	19.67
XIX	HECELCHAKÁN	365	C1	428	123	37.0482	163	49.0964	8	2.4096	5	1.5060	6	1.8072	14	4.2169	0	0.0000	319	96.0843	13	3.9157	332	77.58	22.42
XIX	HECELCHAKÁN	366	B	519	147	37.0277	168	42.3174	4	1.0076	4	1.0076	11	2.7708	44	11.0831	0	0.0000	378	95.2141	19	4.7859	397	76.50	23.50
XIX	HECELCHAKÁN	366	C1	520	165	40.3423	171	41.8093	17	4.1565	2	0.4890	13	3.1785	28	6.8460	0	0.0000	396	96.8215	13	3.1785	409	78.66	21.34
XIX	HECELCHAKÁN	367	B	521	185	45.7921	183	45.2970	6	1.4851	2	0.4950	7	1.7327	9	2.2277	0	0.0000	392	97.0297	12	2.9703	404	77.55	22.45
XIX	HECELCHAKÁN	367	C1	521	161	40.5542	180	45.3401	11	2.7708	7	1.7632	6	1.5113	15	3.7783	0	0.0000	380	95.7179	17	4.2821	397	76.20	23.80
XIX	HECELCHAKÁN	368	B	493	168	43.8642	185	48.3029	6	1.5666	0	0.0000	9	2.3499	15	3.9164	0	0.0000	383	100.0000	0	0.0000	383	77.69	22.31
XIX	HECELCHAKÁN	368	C1	493	133	37.7841	179	50.8523	6	1.7045	2	0.5682	13	3.6932	9	2.5568	0	0.0000	342	97.1591	10	2.8409	352	71.40	28.60
XIX	HECELCHAKÁN	369	B	587	274	53.8310	218	42.8291	0	0.0000	1	0.1965	1	0.1965	6	1.1788	1	0.1965	501	98.4283	8	1.5717	509	86.72	13.28
XIX	HECELCHAKÁN	370	B	590	231	48.4277	238	49.8952	1	0.2096	2	0.4193	5	1.0482	0	0.0000	0	0.0000	477	100.0000	0	0.0000	477	80.85	19.15
XIX	HECELCHAKÁN	370	C1	590	239	48.5772	241	48.9837	0	0.0000	2	0.4065	3	0.6098	0	0.0000	0	0.0000	485	98.5772	7	1.4228	492	83.39	16.61
XIX	HECELCHAKÁN	371	B	722	318	49.8433	273	42.7900	2	0.3135	9	1.4107	12	1.8809	7	1.0972	2	0.3135	623	97.6489	15	2.3511	638	88.37	11.63
XIX	HECELCHAKÁN	372	B	575	234	48.2474	227	46.8041	0	0.0000	1	0.2062	6	1.2371	4	0.8247	0	0.0000	472	97.3196	13	2.6804	485	84.35	15.65
XIX	HECELCHAKÁN	372	C1	575	244	49.0946	216	43.4608	4	0.8048	2	0.4024	4	0.8048	4	0.8048	1	0.2012	475	95.5734	22	4.4266	497	86.44	13.56
XIX	HECELCHAKÁN	373	B	735	300	49.1803	284	46.5574	2	0.3279	4	0.6557	13	2.1311	7	1.1475	0	0.0000	610	100.0000	0	0.0000	610	83.00	17.00
XIX	HECELCHAKÁN	374	B	307	130	50.0000	96	36.9231	10	3.8462	0	0.0000	8	3.0769	5	1.9231	0	0.0000	249	95.7692	11	4.2308	260	84.70	15.30
XIX	HECELCHAKÁN	375	B	658	319	63.9279	148	29.6593	11	2.2044	0	0.0000	9	1.8036	2	0.4008	0	0.0000	489	97.9960	10	2.0040	499	75.84	24.16
XIX	HECELCHAKÁN	375	C1	659	341	66.0853	142	27.5194	9	1.7442	3	0.5814	12	2.3256	1	0.1938	0	0.0000	508	98.4496	8	1.5504	516	78.31	21.69
XIX	HECELCHAKÁN	376	B	609	298	60.3239	164	33.1984	6	1.2146	3	0.6073	7	1.4170	0	0.0000	0	0.0000	478	96.7611	16	3.2389	494	81.12	18.88
XIX	HECELCHAKÁN	376	C1	610	294	62.9550	152	32.5482	11	2.3555	2	0.4283	6	1.2848	1	0.2141	1	0.2141	467	100.0000	0	0.0000	467	76.56	23.44
XIX	HECELCHAKÁN	377	B	536	223	55.4726	140	34.8259	14	3.4826	2	0.4975	3	0.7463	6	1.4925	0	0.0000	388	96.5174	14	3.4826	402	75.00	25.00

RESULTADOS ESTADÍSTICOS DEL CÓMPUTO DISTRITAL DE LA ELECCIÓN DE DIPUTADOS LOCALES

Proceso Electoral Estatal Ordinario 2009








Fuente: Acta de Escrutinio y Cómputo de Diputados Locales

DISTRITO ELECTORAL	MUNICIPIO	SECCIÓN	TIPO DE CASILLA	LISTA NOMINAL								VOTOS VÁLIDOS	VOTOS NULOS	VOTACION TOTAL	% DE PARTIC. CIUDADANA	% DE ABSTENC.											
XIX	HECELCHAKÁN	377	C1	536	224	55.3086	163	40.2469	6	1.4815	3	0.7407	7	1.7284	2	0.4938	0	0.0000	405	100.0000	0	0.0000	405	75.56	24.44		
XIX	HECELCHAKÁN	378	B	601	281	64.7465	123	28.3410	10	2.3041	4	0.9217	6	1.3825	0	0.0000	0	0.0000	424	97.6959	10	2.3041	434	72.22	27.78		
XIX	HECELCHAKÁN	378	C1	601	266	62.1495	133	31.0748	6	1.4019	3	0.7009	10	2.3364	0	0.0000	0	0.0000	418	97.6636	10	2.3364	428	71.22	28.78		
XIX	HECELCHAKÁN	379	B	503	265	67.2589	122	30.9645	2	0.5076	0	0.0000	4	1.0152	1	0.2538	0	0.0000	394	100.0000	0	0.0000	394	78.34	21.66		
XIX	HECELCHAKÁN	379	C1	504	269	67.5879	112	28.1407	1	0.2513	0	0.0000	7	1.7588	0	0.0000	0	0.0000	389	97.7387	9	2.2613	398	78.97	21.03		
XIX	HECELCHAKÁN	380	B	456	74	30.3279	162	66.3934	3	1.2295	0	0.0000	3	1.2295	1	0.4098	1	0.4098	244	100.0000	0	0.0000	244	53.51	46.49		
XIX	HECELCHAKÁN	380	C1	456	96	47.7612	103	51.2438	0	0.0000	0	0.0000	0	0.0000	0	0.0000	0	0.0000	199	99.0050	2	0.9950	201	44.08	55.92		
RESULTADO DEL CÓMPUTO DISTRITAL					34	18,721	7,075	49.0502	6,023	41.7568	224	1.5530	95	0.6586	259	1.7956	376	2.6068	7	0.0485	14,059	97.4695	365	2.5305	14,424	77.05	22.95

RESULTADOS ESTADÍSTICOS DEL CÓMPUTO DISTRITAL DE LA ELECCIÓN DE DIPUTADOS LOCALES

Proceso Electoral Estatal Ordinario 2009

Fuente: Acta de Escrutinio y Cómputo de Diputados Locales

DISTRITO ELECTORAL	MUNICIPIO	SECCIÓN	TIPO DE CASILLA	LISTA NOMINAL								VOTOS VÁLIDOS	VOTOS NULOS	VOTACION TOTAL	% DE PARTIC. CIUDADANA	% DE ABSTENC.									
XX	PALIZADA	428	B	582	107	24.5413	186	42.6606	3	0.6881	23	5.2752	0	0.0000	90	20.6422	0	0.0000	409	93.8073	27	6.1927	436	74.92	25.08
XX	PALIZADA	428	C1	582	129	30.7143	173	41.1905	2	0.4762	27	6.4286	1	0.2381	69	16.4286	0	0.0000	401	95.4762	19	4.5238	420	72.17	27.83
XX	PALIZADA	429	B	547	118	30.4124	141	36.3402	4	1.0309	10	2.5773	1	0.2577	82	21.1340	0	0.0000	356	91.7526	32	8.2474	388	70.94	29.06
XX	PALIZADA	429	C1	547	133	38.1089	129	36.9628	0	0.0000	9	2.5788	1	0.2865	77	22.0630	0	0.0000	349	100.0000	0	0.0000	349	63.81	36.19
XX	PALIZADA	429	C2	548	129	35.6354	134	37.0166	0	0.0000	11	3.0387	1	0.2762	87	24.0331	0	0.0000	362	100.0000	0	0.0000	362	66.06	33.94
XX	PALIZADA	430	B	364	86	29.0541	65	21.9595	7	2.3649	7	2.3649	0	0.0000	102	34.4595	0	0.0000	267	90.2027	29	9.7973	296	81.32	18.68
XX	PALIZADA	431	B	669	156	29.5455	161	30.4924	3	0.5682	4	0.7576	1	0.1894	183	34.6591	0	0.0000	508	96.2121	20	3.7879	528	78.93	21.07
XX	PALIZADA	432	B	358	104	34.8993	89	29.8658	4	1.3423	6	2.0134	1	0.3356	86	28.8591	0	0.0000	290	97.3154	8	2.6846	298	83.25	16.75
XX	PALIZADA	433	B	518	102	24.7573	143	34.7087	5	1.2136	19	4.6117	2	0.4854	101	24.5146	0	0.0000	372	90.2913	40	9.7087	412	79.54	20.46
XX	PALIZADA	434	B	151	34	40.4762	30	35.7143	1	1.1905	5	5.9524	0	0.0000	0	0.0000	0	0.0000	70	83.3333	14	16.6667	84	55.63	44.37
XX	PALIZADA	435	B	474	90	28.2132	123	38.5580	0	0.0000	19	5.9561	1	0.3135	51	15.9875	1	0.3135	285	89.3417	34	10.6583	319	67.30	32.70
XX	PALIZADA	436	B	79	12	26.6667	24	53.3333	1	2.2222	2	4.4444	0	0.0000	6	13.3333	0	0.0000	45	100.0000	0	0.0000	45	56.97	43.03
XX	PALIZADA	437	B	66	21	39.6226	13	24.5283	0	0.0000	0	0.0000	0	0.0000	17	32.0755	0	0.0000	51	96.2264	2	3.7736	53	80.31	19.69
XX	PALIZADA	439	B	454	117	32.4100	165	45.7064	0	0.0000	7	1.9391	1	0.2770	71	19.6676	0	0.0000	361	100.0000	0	0.0000	361	79.52	20.48
RESULTADO DEL CÓMPUTO DISTRITAL					14	1,338	1,576	30	149	10	1,022	1	4,126	225	4,351										
CASILLAS ANULADAS					1	12	24	1	2	0	6	0		0											
RESULTADOS MODIFICADOS					13	1,326	1,552	29	147	10	1,016	1	4,081	225	4,306										

RESULTADOS ESTADÍSTICOS DEL CÓMPUTO DISTRITAL DE LA ELECCIÓN DE DIPUTADOS LOCALES

Proceso Electoral Estatal Ordinario 2009

Fuente: Acta de Escrutinio y Cómputo de Diputados Locales

DISTRITO ELECTORAL	MUNICIPIO	SECCIÓN	TIPO DE CASILLA	LISTA NOMINAL								VOTOS VÁLIDOS	VOTOS NULOS	VOTACION TOTAL	% DE PARTIC. CIUDADANA	% DE ABSTENC.											
XXI	TENABO	440	B	630	227	45.3094	201	40.1198	4	0.7984	11	2.1956	37	7.3852	7	1.3972	1	0.1996	488	97.4052	13	2.5948	501	79.53	20.47		
XXI	TENABO	440	C1	630	244	49.3927	184	37.2470	1	0.2024	9	1.8219	37	7.4899	5	1.0121	0	0.0000	480	97.1660	14	2.8340	494	78.42	21.58		
XXI	TENABO	441	B	666	270	48.3005	240	42.9338	1	0.1789	3	0.5367	32	5.7245	5	0.8945	1	0.1789	552	98.7478	7	1.2522	559	83.94	16.06		
XXI	TENABO	441	C1	666	280	52.8302	214	40.3774	0	0.0000	0	0.0000	16	3.0189	5	0.9434	0	0.0000	515	97.1698	15	2.8302	530	79.58	20.42		
XXI	TENABO	442	B	681	250	45.7038	240	43.8757	4	0.7313	3	0.5484	23	4.2048	3	0.5484	2	0.3656	525	95.9781	22	4.0219	547	80.33	19.67		
XXI	TENABO	442	C1	681	276	49.8195	204	36.8231	1	0.1805	3	0.5415	29	5.2347	10	1.8051	0	0.0000	523	94.4043	31	5.5957	554	81.36	18.64		
XXI	TENABO	443	B	682	262	47.9853	223	40.8425	3	0.5495	7	1.2821	28	5.1282	5	0.9158	1	0.1832	529	96.8864	17	3.1136	546	80.06	19.94		
XXI	TENABO	443	C1	683	212	39.8496	247	46.4286	2	0.3759	3	0.5639	32	6.0150	9	1.6917	1	0.1880	506	95.1128	26	4.8872	532	77.90	22.10		
XXI	TENABO	444	B	141	60	46.1538	52	40.0000	1	0.7692	5	3.8462	11	8.4615	0	0.0000	0	0.0000	129	99.2308	1	0.7692	130	92.20	7.80		
XXI	TENABO	445	B	454	181	45.8228	154	38.9873	0	0.0000	4	1.0127	37	9.3671	3	0.7595	1	0.2532	380	96.2025	15	3.7975	395	87.01	12.99		
XXI	TENABO	445	C1	454	131	34.1146	165	42.9688	1	0.2604	4	1.0417	47	12.2396	1	0.2604	0	0.0000	349	90.8854	35	9.1146	384	84.59	15.41		
XXI	TENABO	446	B	91	32	47.7612	25	37.3134	1	1.4925	4	5.9701	2	2.9851	1	1.4925	0	0.0000	65	97.0149	2	2.9851	67	73.63	26.37		
XXI	TENABO	447	B	318	104	37.1429	169	60.3571	0	0.0000	0	0.0000	2	0.7143	0	0.0000	0	0.0000	275	98.2143	5	1.7857	280	88.06	11.94		
RESULTADO DEL CÓMPUTO DISTRITAL					13	6777	2,529	45.8484	2,318	42.0232	19	0.3445	53	0.9608	333	6.0370	54	0.9790	7	0.1269	5,313	96.3198	203	3.6802	5,516	81.39	18.61